

DUAL LABOR MARKETS AND LABOR PROTECTION IN AN ESTIMATED SEARCH AND MATCHING MODEL

MAURICIO M. TEJADA
(ILADES - UNIVERSIDAD ALBERTO HURTADO)

ABSTRACT. Temporary contracts are widely used in European countries and have proliferated in developing nations, in the last twenty years. They have been used to introduce flexibility in the labor market in order to reduce unemployment. Labor protection, in the form of firing costs, has also been extensively used to reduce unemployment with the difference that it leads to fewer job destructions. A large part of the literature that analyzes temporary contract and labor protection policies has treated temporary contracts as exogenous. Little attention has been given to the endogenous relation between the two policies. This paper estimates a search and matching model with dual labor markets in which the use of temporary contracts is endogenous. The model is structurally estimated using Chilean data and quantitatively evaluates the role of labor protection legislation and the use of temporary contracts in unemployment, welfare, and inequality. The results show that under the estimated parameters, both types of contracts survive in equilibrium. However, temporary contracts negatively affect the frequency with which regular jobs arrive, offsetting any positive effect of firing costs on unemployment. Finally, temporary contracts increase flexibility, but do not make workers and firms better off. Welfare gains are observed only if labor protection is very stringent.

JEL Classification: C51, J4, J64

Key Words: Temporary jobs, labor protection, search models, maximum likelihood estimation, structural estimation.

1. INTRODUCTION

Temporary contracts are widely used in European countries, and in the last twenty years, have proliferated in developing nations, particularly in Latin American countries (Harrison and Leamer, 1997; Heckman and Pages, 2000). They have been used to introduce flexibility in the labor market in order to reduce unemployment. However, the literature has found an ambiguous effect of temporary contracts on unemployment because these contracts not

Date: November, 2013.

The author is grateful to Luca Flabbi, James Albrecht, and Susan Vroman for their valuable advice and suggestions. He would also like to thank Christopher Flinn, Zvi Eckstein, and Guido Menzio for their useful and constructive comments. Lastly, he would like to thank the "Subsecretaría de Previsión Social" of Chile for providing the databases of the Job Market Histories and Social Security Surveys. All the results are the author's responsibility and in no way compromise the Government of Chile. E-mail: matejada@uahurtado.cl.

only affect the flows out of unemployment but also the flows out of employment for newly hired workers (see for example, Bentolila and Dolado, 1994; Blanchard and Landier, 2002; Güell, 2003; Aguirregabiria and Alonso-Borrego, 2009, among others). At the same time, labor protection, in the form of firing costs, has also been extensively used to reduce unemployment with the difference that this policy leads to fewer job destructions. The literature has also found that labor protection affects the job creation rate generating an ambiguous effect on unemployment (see for example, Mortensen and Pissarides, 1994, 1999b, among others)¹.

A large part of the literature that analyzes both temporary contracts and labor protection policies has treated the use of temporary contracts as exogenous. Little attention has been given to the endogenous relation between the two policies. In this line of the literature, the closest paper to this research is Cahuc and Postel-Vinay (2002). However, data for some OECD and Latin American countries suggest that temporary contracts are actually used to reintroduce some flexibility when firing costs are high. In a way, this implies that employers try to avoid firing restrictions by replacing permanent with temporary workers (Harrison and Leamer, 1997). This idea is captured in Figure 1 where there is a positive relation between the degree of protection of permanent jobs and the share of temporary contracts². Hence, the following question arises: Once the government authorizes the use of temporary contracts, are these contracts an equilibrium response of firms to introduce flexibility when firing costs are high? An interest in this endogenous relation has emerged only recently, and the related literature is still scarce (see Cao et al., 2011; Alvarez and Veracierto, 2012; Macho-Stadler et al., 2011; Paolini and de Tena, 2012).

In addition to the policy implications of temporary contracts, there are concerns regarding the use of these contracts in Latin American countries since they represent a phenomenon of job insecurity (like informality) and can potentially have important effects on productivity and growth. In particular, they are associated with lower investment in human capital and productivity losses because the lack of attachment to the firm reduces the incentive of firms to invest in workers (Heckman and Pages, 2000). Empirically, Carpio et al. (2011), in their analysis of the Chilean labor market, find that having a temporary contract reduces the probability of receiving employer-paid training. Dolado and Stucchi (2008) also find, for the case of Spain, evidence of an impact of temporary jobs on total productivity; however, their mechanism is different. In their case, temporary contracts reduce the effort of workers if the probability of becoming a permanent worker is low. Therefore, following

¹There is an exception that occurs in the absence of perfect insurance markets where employment protection (chosen optimally) plays a role of insurance and the job creation rate is not affected (Pissarides, 2001).

²The degree of protection is captured by the index constructed by Pierre and Scarpetta (2004).

this line of the literature, temporary contracts generate a trade off between flexibility and productivity gains.

This paper tries to answer the following questions: Can temporary contracts emerge in equilibrium when firing costs exist in a model with search frictions? Given the trade off between flexibility and productivity, do firms find it more attractive to hire on a contingent basis? In dual labor markets (that is, with permanent and temporary contracts), are agents better off and labor market outcomes less unequal? In an effort to answer these questions, this paper extends the work presented in Mortensen and Pissarides (1994), and proposes a search and matching model with dual labor markets, in which the use of both temporary and permanent contracts is endogenously determined as part of the equilibrium.³ Furthermore, the proposed model includes firing costs in the form of severance taxes to analyze the effect of labor protection policy on the equilibrium share of both types of contracts. Finally, to capture the trade off between flexibility and productivity, the model includes, in a very simple way, a mechanism of productivity gains only for permanent jobs. The model is then structurally estimated using likelihood methods with supply side data on the Chilean labor market. To quantitatively evaluate the role of labor protection legislation and the use of temporary contracts in unemployment, welfare and inequality, the paper presents counterfactual exercises.

There are at least four reasons for working with Chilean data. First, Chile is one of the developing countries in which there was an important proliferation of contingent work arrangements in the 1990s⁴, and that period also coincides with an increase in firing costs. Second, aside from Brazil, Chile is one of the countries with the highest and more persistent levels of income inequality, not only at the regional level but also worldwide. Third, the level of informality in the Chilean labor market is one of the lowest for Latin American standards - less than 20% of employment is in the informal sector (Puentes and Contreras, 2009). Finally, for estimation purposes it is necessary to have information on labor market

³In the model, the distinction between the two types of contracts is related to the degree of flexibility and not to the degree of formality (or informality) of the labor market. In this paper, both types of contracts are related to formal jobs.

⁴Tables 1 to 5 show descriptive evidence on the importance of these types of contracts in the Chilean labor market using a cross-section household survey, which is representative at the national level, called the Socio-Economic Characterization Survey (CASEN). The main facts that arise from this data are: (1) temporary contracts are important even for skilled workers (they represent 35% of all jobs), (2) temporary contracts are important regardless of worker age, (3) temporary contracts last on average less than permanent contracts but more than 12 months, (4) workers with permanent contracts earn more on average, but there are also workers with temporary contracts earning high wages, (5) temporary contracts have higher prevalence in some sectors, particularly among the unskilled workers.

transitions, and the Chilean Social Protection Survey used in this paper is the only known longitudinal data for a Latin American country.

The model departs from the existing literature in two main aspects. First, this paper does not apply the commonly used definition of temporary contracts in the literature, which links this type of contract with fixed-term contracts. Instead, the analysis uses a more broad definition of temporary contracts. In particular, these contracts have a predefined duration (possibly more than 12 months), are not subject to firing costs, and are not necessarily converted to a permanent one at the end of the contract. This distinction is relevant for Latin American countries where a large proportion of the labor force is involved in agriculture and other primary activities making fixed-term contracts less relevant than per-service or seasonal jobs⁵. Second, it is assumed that there are two types of jobs in the market, permanent and temporary. Therefore, a productivity (and wage) distribution is associated with each type of job. This implies that some jobs are done by workers hired under a permanent contract and others are done by workers hired on a temporary basis. This assumption allows for the fitting of overlapped wage distributions, similar to the ones found in the Chilean labor market⁶. Indeed, as Kalleberg (2000) suggests, temporary workers earn, on average, lower wages, but because there is considerable heterogeneity in the wages for temporary workers, it is possible to find jobs in which temporary worker earnings are higher than those of regular employees.

Finally, in the estimation process there are observed heterogeneity controls because there is evidence that the wage gap between temporary and permanent jobs depend on education and gender (Felgueroso and De la Rica Goiricelaya, 1999). In particular, the sample used in this paper is comprised of males who are unskilled (without a college degree), since the higher wage gaps are usually found in the bottom of the distribution (Bosio, 2009).

The results obtained show that given the estimated parameters, both temporary and permanent contracts survive in equilibrium and that temporary contracts are used by firms to reintroduce flexibility when there is an increase in firing costs. There is a strong substitution effect between contracts. However, temporary contracts negatively affect the frequency with which regular jobs arrive, offsetting any positive effect of firing costs on unemployment, and generating persistent inequality. Finally, temporary contracts increase flexibility but do not make workers and firms better off (there are important productivity gains in

⁵For example, in the case of the Chilean labor market, fixed-term contracts represent only 13% of temporary contracts, and in the case of the Mexican labor market, the proportion of fixed-term contracts is even lower, 9.3%.

⁶However, if it is assumed that there is one productivity distribution and the firm chooses the type of contract after observing the productivity, as in Cao et al. (2011), permanent workers will always have higher productivities (and wages) than temporary workers. As a result, it is not possible to have overlapping wages (that is, workers earning more in temporary jobs than in permanent ones).

regular jobs). Welfare gains from temporary contracts are observed only if labor protection is very stringent. This is a steady-state result and does not take into account any cushion effect on business cycles.

The paper is organized in the following manner: Section 2 presents the search and matching model and defines its steady-state equilibrium. Section 3 describes the data used in the estimations and the procedure followed to obtain the estimation sample. Section 4 presents the estimation method, discusses the identification strategy, and reports the estimation results. Section 5 contains the counterfactual and policy experiments, and, finally, Section 6 concludes.

2. THE MODEL

This section describes the model setup and the determination of the steady state equilibrium. The model used in this paper is an extension of Mortensen and Pissarides (1994), which considers both temporary and permanent contracts that are endogenously determined as part of the equilibrium⁷. This model assumes that time is continuous and that the economy is populated by infinitely lived workers, who are risk neutral and ex-ante homogenous. There is also a continuum of firms that produce their output with a fixed-coefficient technology using only labor as input. In addition, it is assumed that the labor market environment is stationary and that the search process is random. Search frictions are characterized by a matching function, which depends on the overall market tightness and the proportion of available vacancies in each type of contract. The model further assumes that there are two invariant worker-firm productivity distributions: one for each type of contract⁸. Once a firm meets a worker, a match-specific productivity, conditional on the type of contract, is drawn from the relevant productivity distribution, previously mentioned, and wages are determined by Nash bargaining. Only unemployed workers search for jobs, that is, there is no on-the-job search in the model.

The main differences between permanent and temporary contracts are due to employment protection legislation and productivity gains. Permanent contracts are related to regular jobs, for which there is no specified term in the contract and there is job protection in the form of firing costs. Additionally, workers with permanent contracts are subject to idiosyncratic productivity shocks, which can be positive or negative. Positive shocks are interpreted as productivity gains⁹, while negative shocks can lead to a destruction of

⁷The model in Mortensen and Pissarides (1994), aside from being the standard tool in the literature for labor market policy analysis (Albrecht et al., 2009), studies the interaction between labor market protection and endogenous job destruction, which is particularly relevant for the analysis in this paper.

⁸This assumption allows for the fitting of cases in which productivities overlap across contracts.

⁹In particular, these productivity gains can be interpreted as human capital investments, which exist in this type of contract given the incentives provided by a permanent contractual relation (Heckman and Pages, 2000).

the worker-firm match, implying that permanent contracts are subject to endogenous job destruction.

On the other hand, this paper departs from the widely used definition of temporary contracts in the literature, in which these contracts are considered to have a fixed-term characteristic (see for example, Cahuc and Postel-Vinay, 2002; Cao et al., 2011)¹⁰. Instead, this paper (following the discussion from the previous section) follows Wasmer (1999), which presents a more general definition of temporary contracts. More specifically, these contracts are defined-duration contracts with contract-specific durations. This implies that these contracts can last a finite number of periods (possibly more than one) and two contracts can differ in their durations. Temporary contracts can be terminated, at no cost, either because the maximum duration expires or by a destruction shock; both cases are treated as an exogenous termination. Finally, it is assumed that firms do not transform this type of contract into a permanent contract.

The introduction of firing costs, in the form of severance tax payments, has important implications on wage determination, since firing costs change the threat point in the Nash bargaining game. In particular, if a firm with a permanent contract meets a worker, then they bilaterally bargain the wage; and if the job is not created (due to a bad productivity draw) then both the worker and the firm continue the searching process without any severance tax payment. On the other hand, if a worker is currently employed with a permanent contract and he receives a productivity shock, then the worker and the firm engage in a wage renegotiation process. However, in this case the firm has to pay the severance tax if the job is destroyed; therefore, the bargaining position of the worker is better (the outside option of the firm is different in both cases). Following the same terminology as in Pissarides (2000), a newly hired worker is called an outsider worker, while a continuing employee is called an insider worker. Additionally, payroll taxes exist on both sides of the market. As in Albrecht et al. (2009), and to simplify the analysis, it is assumed that the collected taxes, both payroll and severance, are not redistributed among workers and are just *thrown into the ocean*.

It is important to mention that the distinction between the two types of contracts is related to the degree of flexibility and not to the degree of formality (or informality) of the labor market. Both types of contracts are related to formal jobs.

2.1. Workers's Value Functions. At any point in time, workers can be in any one of the following four states: unemployed, employed as a new hire with a permanent contract (indexed by OP , outsider permanent), a continuing employee with a permanent contract

¹⁰In a fixed-term contract, as defined in the literature, the job lasts for one period and can be converted to a permanent contract upon its expiration date, at no cost.

(indexed by IP , insider permanent), and employed as a new hire with a temporary contract (indexed by T). Let u be the rate of unemployment, and v_P and v_T be the job vacancy rates with permanent and temporary contracts, respectively. Therefore, the total vacancy rate is $v = v_P + v_T$. If the population is normalized to 1, then the rates at which workers and firms potentially match are $m(u, v_P)$ and $m(u, v_T)$, respectively; $m(\cdot)$ is the matching function, which is increasing in both arguments, concave and homogeneous of degree one. Defining the overall labor market tightness as $q = \frac{v_P + v_T}{u}$ and the proportion of permanent contract vacancies with respect to the total number of vacancies as $\eta = \frac{v_P}{v_P + v_T}$, and using the homogeneity property of the matching function, it is possible to write the rates at which unemployed workers meet job vacancies with permanent and temporary contracts as $\alpha_w^P = \frac{m[u, v_P]}{u} = m[\eta q]$ and $\alpha_w^T = \frac{m[u, v_T]}{u} = m[(1 - \eta) q]$, respectively¹¹. It is assumed that only unemployed workers search for a job (there is no on-the-job search).

When a worker meets a vacancy, there is a match-specific productivity. Let $F_i(x)$ be the invariant worker-firm productivity distribution, for $i = P, T$, from which the productivity x is drawn. Not all meetings create a job because not all workers draw a high enough productivity to make the match worthwhile. Only draws higher than the reservation productivity of new hires under permanent contracts (x_{OP}^*) or higher than the reservation productivity under temporary contracts (x_T^*) end up with a job creation for each type of contract. Let U be the value of unemployment, $W_{OP}(x)$ be the value of employment for a new hire under a permanent contract, and $W_T(x)$ be the value of employment for a worker hired under a temporary contract. Therefore, the flow value of unemployment is expressed as:

$$rU = b + \alpha_w^P \int_{x_{OP}^*}^{\infty} \{W_{OP}(x) - U\} f_P(x) dx + \alpha_w^T \int_{x_T^*}^{\infty} \{W_T(x) - U\} f_T(x) dx \quad (1)$$

While unemployed, individuals receive a utility (or disutility) b interpreted as the flow income, which is equivalent to the value of leisure. At rate α_w^P , a worker meets a vacancy with a permanent contract, and if a job is created there is a capital gain of $W_{OP}(x) - U$. Similarly, a worker meets a vacancy with a temporary contract, at rate α_w^T , and when the job opportunity is taken there is a capital gain of $W_T(x) - U$.

In order to write the flow value of employment under a permanent contract, and according to the previous discussion about the effect of firing costs on wages, it is necessary to distinguish between a new hire (outsider) and a continuing employee (insider), both under permanent contracts. Let $W_{IP}(x)$ and x_{IP}^* be the value of employment and the reservation productivity for a continuing employee under a permanent contract, respectively. The flow value of an outsider worker with a permanent contract and current productivity x can then

¹¹In an analogous way, the rates at which vacancies meet workers for both types of contracts can be stated as: $\alpha_e^P = \frac{m[\eta q]}{\eta q}$ and $\alpha_e^T = \frac{m[(1 - \eta) q]}{(1 - \eta) q}$. Alternatively: $\alpha_w^P = \eta q \alpha_e^P$ and $\alpha_w^T = (1 - \eta) q \alpha_e^T$.

be written as:

$$rW_{OP}(x) = w_{OP}(x)(1 - \tau_P) + \lambda_P \int_{x_{IP}^*}^{\infty} W_{IP}(x') f_P(x') dx' + \lambda_P F_P(x_{IP}^*) U - \lambda_P W_{OP}(x) \quad (2)$$

while the flow value of an insider worker with a permanent contract can be expressed as:

$$rW_{IP}(x) = w_{IP}(x)(1 - \tau_P) + \lambda_P \int_{x_{IP}^*}^{\infty} W_{IP}(x') f_P(x') dx' + \lambda_P F_P(x_{IP}^*) U - \lambda_P W_{IP}(x) \quad (3)$$

An outsider worker with a permanent contract in a job with productivity x receives an after payroll tax wage rate of $w_{OP}(x)(1 - \tau_P)$. A productivity shock arrives at a Poisson rate λ_P . If the new productivity x' is above the reservation productivity x_{IP}^* , then the worker remains employed, but he is now an insider worker with a capital gain or loss of $W_{IP}(x') - W_{OP}(x)$. There is the possibility of productivity gains if $x' > x$. On the contrary, if the new productivity is below the reservation productivity, then the worker becomes unemployed and the capital loss is $U - W_{OP}(x)$. If an insider worker with a permanent contract continues as an employee, then he receives an after-payroll-tax wage rate of $w_{IP}(x)(1 - \tau_P)$ and a capital gain or loss of $W_{IP}(x') - W_{IP}(x)$; but if the job is terminated, then the capital loss for the worker is $U - W_{IP}(x)$.

When a worker is employed with a temporary contract the flow value is:

$$rW_T(x) = w_T(x)(1 - \tau_T) + \lambda_T U - \lambda_T W_T(x) \quad (4)$$

In this case, a worker with a temporary contract and productivity x , receives an after-payroll-tax wage rate of $w_T(x)(1 - \tau_T)$. He loses his job at a Poisson rate λ_T with a consequent capital loss of $U - W_T(x)$. Note that this reflects the fact that temporary contracts are not converted into permanent contracts upon their expiration dates.

2.2. Firms' Value Functions. $J_{OP}(x)$ and $J_{IP}(x)$ are defined as the values of a filled job for a new hire (outsider) and a continuing employee (insider), both under permanent contracts, respectively. Similarly, $J_T(x)$ is defined as the value of a filled job under a temporary contract. Also, let V_P and V_T be the values of creating a vacancy for each type of contract, permanent and temporary, respectively. Using these definitions the flow values of a filled job under a permanent contract can be written as:

$$\begin{aligned} rJ_{OP}(x) &= x - w_{OP}(x)(1 + \phi_P) + \lambda_P F_P(x_{IP}^*) (V_P - J_{OP}(x) - \Psi) \\ &\quad + \lambda_P \int_{x_{IP}^*}^{\infty} \{J_{IP}(x') - J_{OP}(x)\} f_P(x') dx' \end{aligned} \quad (5)$$

and

$$\begin{aligned} rJ_{IP}(x) &= x - w_{IP}(x)(1 + \phi_P) + \lambda_P F_P(x_{IP}^*) (V_P - J_{IP}(x) - \Psi) \\ &\quad + \lambda_P \int_{x_{IP}^*}^{\infty} \{J_{IP}(x') - J_{IP}(x)\} f_P(x') dx' \end{aligned} \quad (6)$$

Firms using permanent contracts receive a flow output of x and pay an after payroll tax wage rate of $w_{OP}(x)(1 + \phi_P)$ if a worker is an outsider, and $w_{IP}(x)(1 + \phi_P)$ if he is an insider. In this setup, both the employer and the employee pay payroll taxes, making it possible to differentiate the source of the tax payment. There are two possible outcomes when there is a productivity shock. First, for any productivity greater than the reservation productivity the firm continues producing and the capital gains or losses are $J_{IP}(x') - J_{OP}(x)$ and $J_{IP}(x') - J_{IP}(x)$ for an outsider and an insider worker, respectively. Second, if the shock is sufficiently bad, that is, the new productivity has fallen below the reservation productivity, then the worker is dismissed and the firm has to pay the severance tax (Ψ). In this case, the capital loss, $V_P - J_i(x) - \Psi$ for $i = IP, OP$, takes into account that the firm now has an unfilled vacancy and has to pay the severance tax.

In turn, the flow value of a filled job under a temporary contract is:

$$rJ_T(x) = x - w_T(x)(1 + \phi_T) + \lambda_T(V_T - J_T(x)) \quad (7)$$

Firms using temporary contracts receive a flow output of x and pay an after payroll tax wage rate of $w_T(x)(1 + \phi_T)$. It is assumed that the payroll taxes differ with the types of contracts. When there is a termination shock the match is destroyed at no cost, generating a capital loss of $V_T - J_T(x)$ to the firm. Thus, both the worker and the firm once again engage in the search process.

Finally, the flow values of unfilled vacancies for both types of contracts are:

$$rV_P = -k_P + \alpha_e^P \int_{x_{OP}^*}^{\infty} \{J_{OP}(x) - V_P\} f_P(x) dx \quad (8)$$

$$rV_T = -k_T + \alpha_e^T \int_{x_T^*}^{\infty} \{J_T(x) - V_T\} f_T(x) dx \quad (9)$$

For firms to keep the vacancies while searching, they pay a per-period fixed cost of k_P and k_T , according to the type of contract, permanent and temporary, respectively. At rate $\alpha_e^P = \frac{\alpha_w^P}{\eta q}$, firms with a permanent contract job meet workers, and if the realized match-specific productivity is good enough (greater than the reservation productivity x_{OP}^* of a new hire with this type of contract), then the vacancy is filled and the firms have a capital gain of $J_{OP}(x) - V_P$. In the case of firms with a temporary contract job, meetings occur at rate $\alpha_e^T = \frac{\alpha_w^T}{(1-\eta)q}$ and the capital gain for the firms is $J_T(x) - V_T$ if the job is created.

2.3. Steady-State Equilibrium. The steady-state condition requires that both: (1) the flow out of unemployment into jobs with permanent contracts is equal to the flow into unemployment from permanent contract jobs:

$$\alpha_w^P [1 - F_P(x_{OP}^*)] u = \lambda_P F_P(x_{IP}^*) e_P$$

and (2) the flow out of unemployment into jobs with temporary contracts is equal to the reverse flow:

$$\alpha_w^T [1 - F_T(x_T^*)] u = \lambda_T (1 - u - e_P)$$

Combining the last two equations and using the fact that $e_P + e_T + u = 1$ makes it possible to find expressions for the unemployment rate (the Beveridge curve) and the employment rates in temporary and permanent contract jobs:

$$u = \frac{\lambda_T \lambda_P F_P(x_{IP}^*)}{\alpha_w^P [1 - F_P(x_{OP}^*)] \lambda_T + \alpha_w^T [1 - F_T(x_T^*)] \lambda_P F_P(x_{IP}^*) + \lambda_T \lambda_P F_P(x_{IP}^*)} \quad (10)$$

$$e_P = \frac{\lambda_T \alpha_w^P [1 - F_P(x_{OP}^*)]}{\alpha_w^P [1 - F_P(x_{OP}^*)] \lambda_T + \alpha_w^T [1 - F_T(x_T^*)] \lambda_P F_P(x_{IP}^*) + \lambda_T \lambda_P F_P(x_{IP}^*)} \quad (11)$$

$$e_T = \frac{\alpha_w^T [1 - F_T(x_T^*)] \lambda_P F_P(x_{IP}^*)}{\alpha_w^P [1 - F_P(x_{OP}^*)] \lambda_T + \alpha_w^T [1 - F_T(x_T^*)] \lambda_P F_P(x_{IP}^*) + \lambda_T \lambda_P F_P(x_{IP}^*)} \quad (12)$$

The next step in finding the equilibrium is defining how wages are determined. Since workers and employers meet on a bilateral basis, wages are determined in a bargaining process between both parties once the match-specific productivity is realized. As is a common practice in the literature, the generalized axiomatic Nash bilateral bargaining outcome is used to determine wages (Mortensen and Pissarides, 1999a). If β_P and β_T are the worker's relative bargaining power parameters when he faces an employer offering a permanent and a temporary contract, respectively, the different wage rates solve the following optimization problems (according to the type of contract and if the worker is an outsider or an insider)¹²:

$$\begin{aligned} & \max_{\{w_{OP}(x)\}} (W_{OP}(x) - U)^{\beta_P} (J_{OP}(x) - V_P)^{1-\beta_P} \\ & \max_{\{w_{IP}(x)\}} (W_{IP}(x) - U)^{\beta_P} (J_{IP}(x) - V_P + \Psi)^{1-\beta_P} \\ & \max_{\{w_T(x)\}} (W_T(x) - U)^{\beta_T} (J_T(x) - V_T)^{1-\beta_T} \end{aligned}$$

From the worker's point of view, the threat point is simply the value of breaking the contract, which is the value of unemployment. From the firm's point of view, the threat point is the value of continued search, and it differs depending on the type of contract and whether the worker is an outsider or an insider. If an unemployed worker meets a firm with a permanent contract (the worker becomes a new hire or an outsider if the job is formed), then the threat point in the bargaining process is the value of an unfilled vacancy (V_P) since the firm does not have to pay the severance tax if the worker is not hired. On the other hand, if a firm is bargaining the wage with a continuing permanent contract employee (an insider), then the threat point is $V_P - \Psi$ because if the worker is dismissed the firm ends

¹²Wages are bargained when an unemployed worker meets a firm (outsider permanent or temporary) and when a shock arrives (insider permanent).

up with an unfilled vacancy and the obligation to pay the severance tax. Finally, if an unemployed worker meets a firm with a temporary contract, the threat point is simply the value of an unfilled vacancy for this type of contract (V_T). The total surplus from a match for $i = OP, IP, T$ ($S_i(x)$) is defined as the sum of the values to the firm and the worker net of their values of continued search and payroll taxes. Therefore:

$$\begin{aligned} S_{OP}(x) &= (W_{OP}(x) - U) + \frac{(1 - \tau_P)}{(1 + \phi_P)} (J_{OP}(x) - V_P) \\ S_{IP}(x) &= (W_{IP}(x) - U) + \frac{(1 - \tau_P)}{(1 + \phi_P)} (J_{IP}(x) - V_P + \Psi) \\ S_T(x) &= (W_T(x) - U) + \frac{(1 - \tau_T)}{(1 + \phi_T)} (J_T(x) - V_T) \end{aligned}$$

The solutions of the above optimization problems split the total surplus in fixed proportions at all points in time and at all $x \geq x_i^*$ for $i = OP, IP, T$. In each case, the proportions of the total surplus that goes to the workers are:

$$\begin{aligned} W_{OP}(x) - U &= \beta_P S_{OP}(x) \\ W_{IP}(x) - U &= \beta_P S_{IP}(x) \\ W_T(x) - U &= \beta_T S_T(x) \end{aligned} \tag{13}$$

while the firms obtain:

$$\begin{aligned} J_{OP}(x) - V_P &= (1 - \beta_P) \frac{(1 + \phi_P)}{(1 - \tau_P)} S_{OP}(x) \\ J_{IP}(x) - V_P + \Psi &= (1 - \beta_P) \frac{(1 + \phi_P)}{(1 - \tau_P)} S_{IP}(x) \\ J_T(x) - V_P &= (1 - \beta_T) \frac{(1 + \phi_T)}{(1 - \tau_T)} S_T(x) \end{aligned} \tag{14}$$

Using equations (13) and (14) to rewrite the flow values of workers and firms, equations (1) to (7), in terms of the total surplus,¹³ and making the appropriate substitutions, it is easy to show that the wage equations are:

$$w_{OP}(x) = \frac{\beta_P (x - \lambda_P \Psi) + (1 - \beta_P) \frac{(1 + \phi_P)}{(1 - \tau_P)} rU}{(1 + \phi_P)} \tag{15}$$

$$w_{IP}(x) = \frac{\beta_P (x + r\Psi) + (1 - \beta_P) \frac{(1 + \phi_P)}{(1 - \tau_P)} rU}{(1 + \phi_P)} \tag{16}$$

$$w_T(x) = \frac{\beta_T x + (1 - \beta_T) \frac{(1 + \phi_T)}{(1 - \tau_T)} rU}{(1 + \phi_T)} \tag{17}$$

¹³The flow value equations written in terms of the total surplus are shown in appendix A1.

These wage equations are very similar to those found by Albrecht et al. (2009). The only difference is that, in this paper, workers also pay payroll taxes. In all cases, the wage is a weighted average of the match-specific productivity (adjusted by the severance tax in the case of permanent workers) and the worker's continuation value. Since $w_{OP}(x) = w_{IP}(x) - \frac{\beta_P(\lambda_P+r)}{(1+\phi_P)}\Psi$ and given that $(r, \lambda_P, \beta_P, \Psi)$ are all positive and $0 \leq \phi_P \leq 1$, the wage of a continuing employee (insider) with a permanent contract is higher than that earned by a new hire (outsider) with a similar type of contract (that is, $w_{IP}(x) > w_{OP}(x)$). This reflects the fact that a continuing employee has a better bargaining position with respect to the firm than a new hire because of the severance tax¹⁴.

Once again, using the workers' and firms' flow values written in terms of the total surpluses it is straightforward to verify that:

$$\begin{aligned} S_{OP}(x) &= \frac{x - x_{OP}^* (1 - \tau_P)}{r + \lambda_P (1 + \phi_P)} \\ S_{IP}(x) &= \frac{x - x_{IP}^* (1 - \tau_P)}{r + \lambda_P (1 + \phi_P)} \\ S_T(x) &= \frac{x - x_T^* (1 - \tau_T)}{r + \lambda_T (1 + \phi_T)} \end{aligned} \quad (18)$$

At this point, a discussion on the optimality of the match formation decision rule, which has a reservation value property, is necessary. So far it is assumed that in the model this decision rule is optimal. It is evident from equations (18) and (13), that both the total surplus function and the value of employment are strictly increasing in productivity x . Since the value of unemployment is constant, there is a reservation productivity x_i^* such that $W_i(x) = U$, for $i = OP, IP, T$. Moreover, at that productivity the total surplus is zero ($S(x_i^*) = 0$)¹⁵. Using the flow values for an insider worker with a permanent contract, the wage equation, the total surplus definitions, and the condition $S(x_{IP}^*) = 0$, it is possible to verify that:

$$x_{IP}^* = \frac{(1 + \phi_P)}{(1 - \tau_P)} rU - r\Psi - \frac{\lambda_P}{r + \lambda_P} \int_{x_{IP}^*}^{\infty} (x' - x_{IP}^*) f_P(x') dx' \quad (19)$$

Define $T(x_{IP}^*)$ equal to the left hand side of equation (19). Note that $T : \mathbb{R} \rightarrow \mathbb{R}$ and that it is differentiable. The function $T(x_{IP}^*)$ is a contraction on \mathbb{R} with respect to the usual metric if there is a real number $\pi \leq 1$ such that the derivative $|T'(x_{IP}^*)| < \pi$ for all $x_{IP}^* \in \mathbb{R}$. Note that $T'(x_{IP}^*) = \frac{\lambda_P}{r + \lambda_P} (1 - F_P(x_{IP}^*)) < \pi \leq 1$ if $r + \lambda_P F_P(x_{IP}^*) > 0$, which is true given the

¹⁴For a detailed discussion see Pissarides (2000), chapter 9.

¹⁵In the case of the permanent contracts, for which the termination is endogenous, this reservation productivity is also the destruction threshold.

possible values of the model parameters. The direct application of the contraction mapping theorem implies that the equation $x_{IP}^* = T(x_{IP}^*)$ has a unique solution in \mathbb{R}^{16} .

In the same way, the flow value of an outsider permanent worker, the wage equation, the definition of total surplus, and the condition $S(x_{OP}^*) = 0$ can be used to find an expression for the reservation productivity of this type of worker. Additionally, equation (19) can assist in writing the resulting expression as:

$$x_{OP}^* = x_{IP}^* + (\lambda_P + r) \Psi \quad (20)$$

Note that $x_{OP}^* \geq x_{IP}^*$, which once again reflects the better bargaining position of the insider worker. Also, since x_{IP}^* is uniquely determined, so is x_{OP}^* . Finally, the flow values of temporary contracts and the wage equation, together with the definition of the total surplus and the condition $S(x_T^*) = 0$, generate:

$$x_T^* = \frac{(1 + \phi_T)}{(1 - \tau_T)} rU \quad (21)$$

The reservation productivity for a temporary contract is equal to the flow value of the unemployment state (adjusted for payroll taxes), which is the usual result when the model has exogenous destruction and when there is no severance tax.

To close the model, the free-entry condition in the vacancy creation problem for both types of contracts is used. Profit maximization requires that all rents from new job creations should be exhausted such that the value of one more vacancy is zero, that is $V_i = 0$ for $i = OP, T$ (Mortensen and Pissarides, 1994). Applying this condition to equations (8) and (9) and the definitions of total surplus in equation (18), the following equations can be obtained:

$$k_P = \frac{m[\eta q](1 - \beta_P)}{\eta q (r + \lambda_P)} \int_{x_{OP}^*}^{\infty} (x - x_{OP}^*) f_P(x) dx \quad (22)$$

$$k_T = \frac{m[(1 - \eta) q](1 - \beta_T)}{(1 - \eta) q (r + \lambda_T)} \int_{x_T^*}^{\infty} (x - x_T^*) f_T(x) dx \quad (23)$$

which implicitly defines a system of equations in q and η . These last two expressions and the definition of the total surplus can be used to rewrite the flow value of unemployment in equation (1) in the following way:

$$rU = b + \left(\frac{1 - \tau_P}{1 + \phi_P} \right) \frac{\eta q \beta_P k_P}{(1 - \beta_P)} + \left(\frac{1 - \tau_T}{1 + \phi_T} \right) \frac{(1 - \eta) q \beta_T k_T}{(1 - \beta_T)} \quad (24)$$

A formal definition of the *steady-state equilibrium* can now be stated¹⁷:

¹⁶Note that the solution is unique given that the value of rU is a function of the endogenous variables q and η (as mentioned in the next subsection)

¹⁷The algorithm to computationally implement the model comes directly from the definition of steady-state equilibrium and is presented in appendix A2.

Definition 1. Given a vector of parameters $(b, \lambda_P, \lambda_T, r, \beta_P, \beta_T, k_P, k_T)$, a matching function $m(\cdot)$, a vector of taxes $(\tau_P, \tau_T, \phi_P, \phi_T, \Psi)$, and probability distribution functions for the productivity of permanent and temporary contracts $F_P(x)$ and $F_T(x)$, a steady-state equilibrium in a dual labor market economy is a labor market tightness q and a proportion of job vacancies with permanent contracts η , together with reservation productivities x_i^* for $i = OP, IP, T$, unemployment rate u and employment rates e_P and e_T such that:

- (1) Given q and η , and rU from equation (24), the reservation productivities x_i^* for $i = OP, IP, T$ solve equations (19) to (21).
- (2) Given the reservation productivities x_i^* for $i = OP, IP, T$, the unemployment rate u and employment rates e_P and e_T satisfy equations (10) to (12).
- (3) q and η solve the system of equations (22) to (23) and are consistent with the reservation productivities x_i^* for $i = OP, T$.

The equilibrium exists if the system of equations (22) to (23) has a solution for q and η in the third part of Definition 1, which in turn depends entirely on the matching function (recall that x_i^* for $i = OP, IP, T$ is given in this stage). Under the assumptions made for the matching function, particularly the one on its increasing characteristic, there is a solution possibly involving a corner solution in η . If, in addition, it is assumed that the matching function is strictly increasing, then that solution is unique.

3. DATA

To estimate the model, this paper uses microdata on the Chilean labor market, particularly, the longitudinal Social Protection Survey (Encuesta de Protección Social or EPS) from the Subsecretaría de Previsión Social¹⁸. This survey, which interviewed persons over the age of 18 years in 2002, 2004, 2006 and 2009, builds a panel of labor histories. In each survey, interviewers explicitly asked about the events (states in the labor market, monthly wages and weekly hours worked in each job) occurring in the years after the last survey in which the individual participated. A feature that makes this survey very attractive is its longitudinal dimension, one that is not commonly found in Latin American countries' datasets. Even though the model to be estimated does not have on-the-job search, which makes the data on labor market histories in the employment state less relevant, the longitudinal dimension provides valuable information on transitions from the unemployment state to temporary and permanent contract jobs, which is central for the identification strategy used in the next section.

¹⁸The survey is conducted by the Microdata Center of the Economics Department at the University of Chile with the participation of academics of the University of Pennsylvania and the University of Michigan.

The estimation of the search model considers only the persons surveyed in 2002, 2004 and 2006¹⁹. The first step in preparing the data consisted of appending the three surveys. Two problems arose in this process. First, there were overlapping events; events at the end of the 2002 survey overlapped with those at the beginning of the 2004 survey, and events at the end of the 2004 survey overlapped with those at the beginning of the 2006 survey. Two overlapped events were merged if they belonged to the same state and had the same type of contract (for the case of employed workers). Second, there were contained events; events at the end of the 2002 survey were also contained in those at the beginning of the 2004 survey, and events at the end of the 2004 survey were also contained in those at the beginning of the 2006 survey. In this case, the events occurring in the 2002 and 2004 surveys were kept since it is assumed that the data on the events that occurred in the same year as the survey is more accurate. Finally, individuals who presented inconsistencies in their histories, that is, overlapped or contained events with different states (unemployment and employment), were discarded. There were also individuals with missing information on wages, hours worked or event dates. These inconsistencies and missing data represented 18.4% of the sample.

Since the model assumes ex-ante homogeneous workers, some observed heterogeneity controls are necessary to guarantee a certain degree of homogeneity consistent with the model assumptions. In particular, the estimation sample satisfies the following criteria: males, heads of household, between the ages of 25 and 60 years, without a college degree. Initially, there were 4,194 individuals in the sample who had these characteristics (once the inconsistencies were discarded). The literature that estimates a search model, without on the job search, usually uses cross-section samples of workers in employment and unemployment states (Eckstein and van den Berg, 2007). Therefore, following this literature, a cross-section sample comprised of all labor market states (unemployment and employment spells) prevailing in June 2005 was constructed, and the transitions to temporary and permanent contract jobs were recorded for each unemployment event. Only 3,006 of the initial group of persons had spells that continue into 2005.

The sample size was further reduced due to other problems with the data. First, there were double censored spells in the unemployment state, which could not be used because they generate an identification problem as discussed in the next section²⁰. Fortunately, this type of spell represented only 7.1% of the valid sample, and could be discarded. Second,

¹⁹The 2009 survey is contaminated with the recent recession, which started in 2008.

²⁰There were also very long unemployment spells. The estimations use only unemployment spells with durations less than 50 months. Eliminating some unemployment information does not affect the sample representativity because the proportion of unemployed individuals remains close to that reported in the CASEN 2006 (4%)

the sample contained unrealistically high wages. Therefore, to avoid this outlier problem, 2.5 of the upper and lower percentiles in wages were dropped from the sample (resulting in a reduction of 11.2% of the valid sample observations). This elimination generated an average wage that is comparable with another Chilean Household Survey²¹. Finally, the unemployment state is characterized only by persons, who are looking for a job, because the model does not have data on participation decisions. Hence, the elimination of inactive workers from the sample generates a further decrease of 1.6% and leaves the estimation sample with a total of 2,170 individuals.

Table 6 reports descriptive statistics of the sample. In the top panel, hourly wages are measured in U.S. dollars of 2004. They are calculated using reported weekly hours worked and monthly wages, which are expressed in 2004 prices using the CPI and converted to U.S. dollars using the average exchange rate for that year. In the sample, there are 1,602 workers with permanent contracts and 454 with temporary contracts for whom there is valid information on wages. It is observed that, on average, workers with permanent contracts earn almost 63% more than workers with temporary contracts. Duration in each state, which is presented in the second panel of Table 6, is measured in months. The sample contains 114 unemployed individuals, who have been unemployed for 1.4 years, on average²².

The right censored unemployment duration spells dominate the left censored ones, but majority of the spells are complete. As expected, permanent jobs last, on average, almost 4 times longer than temporary jobs. In both types of jobs the employment durations show a censoring problem at the beginning of the sample (left) and at the end of the time span (right). In the case of permanent contract jobs, left censored spells do not represent an important proportion of all spells. The third panel of Table 6 shows the percentage of unemployment spells that have transitioned from this state to each type of job. From all unemployment spells, there is information on the transitions to permanent and temporary

²¹CASEN 2006 (Table 4).

²²This average unemployment duration is high when compared to that of the 2006 CASEN survey, in which the average unemployment duration is only 2.7 months. It is well known that one of the most important problems encountered when working with self-reported data is the quality of the information, where short lived events tend to be over reported. The problem is exacerbated when the self-reported data is retrospective as is the case in the EPS. However, given its longitudinal dimension, which is central for the identification of the parameters, this paper uses the EPS, even though the CASEN has a bigger sample size and is more accurate (it is self-reported, but not retrospective).

contract jobs for 26 (representing 22.8%) and 70 (representing 61.4%) individuals, respectively. The remaining unemployment spells are right censored for which there is no information regarding transitions. Finally, the bottom panel shows that there is a greater share of permanent job contracts in the sample²³.

Payroll tax and severance tax parameters are not estimated. Instead, these parameters are obtained from the labor legislation and the existing literature. The payroll taxes can be divided into two groups: social security contributions and unemployment insurance. Income taxes are not included in the value of payroll taxes because jobs under temporary and permanent contracts are formal jobs and pay equal income taxes. Social security contributions comprise 20% of wages (10% goes towards retirement, 7% towards health and approximately 3% towards disability) and are paid entirely by the worker (Edwards and Edwards, 2000). On the other hand, the unemployment insurance contribution depends on who pays the tax. In particular, workers hired under permanent contracts pay 0.6% of their wages to the unemployment insurance, while employers contribute 1.6% towards this insurance. If a worker is hired under a temporary contract, only the employer contributes 3% of the wages towards unemployment insurance (Fajnzylber et al., 2009).

Finally, the EPS survey contains information on the reasons for job termination and whether a severance payment occurred or not. Therefore, in principle it is possible to calculate the severance payment. However, since information on wages and duration are required²⁴, and durations are likely to be (left-) censored, the average firing cost is going to be underestimated. In addition, there are other firing costs that are not considered in the data. Hence, in this paper the firing cost is expressed in terms of the average wage of permanent contract jobs, that is, $\Psi = \Gamma \bar{w}$, where an estimate of Γ is obtained from external sources. The World Bank (*Doing Business Project*) estimates a firing cost of 52 weeks for Chile ($\Gamma \simeq 12$ months)²⁵, which is in line with the ones used in the literature for Latin American countries; for example, Bosch and Esteban-Pretel (2012) use a proportion of 15 months of average wages of formal jobs in the case of Brazil.

4. ESTIMATION

The model is estimated by maximum log-likelihood method using supply side information of the labor market, that is, durations in different labor market states and wages under

²³The low percent of temporary contracts underestimates the importance of temporary workers when compared with that of the 2006 CASEN survey (Table 6).

²⁴If the contract lasts for more than 1 year and the employer dismisses the worker for economic reasons, he must provide the worker with a severance payment of one wage per year of work for up to 11 payments (Código del Trabajo, Gobierno de Chile).

²⁵This firing cost includes the cost of advanced notice requirements, severance payments, and penalties due when terminating a redundant worker.

temporary and permanent contracts. While this information, as pointed out by Flinn (2006), is useful in learning about arrival and termination rates, and the parameters that characterize the productivity distribution, it is not useful in characterizing the vacancy creation problem. Hence, the lack of demand side information is clearly a limitation. Since the market tightness (q) and the proportion of vacancies with permanent contracts (η) affect only the arrival rates α_w^P and α_w^T , it is possible to estimate them as parameters, after which q and η can be recovered by relying on other sources of information or by making specific assumptions regarding the matching function. Consequently, the vacancy cost parameters can also be estimated. This is one of the alternative identification strategies proposed by Flinn (2006) to estimate search and matching models with endogenous arrival rates only with supply side information. The identification of arrival and termination rates and productivity distribution parameters relies on Flinn and Heckman (1982), and since the model differentiates between insider and outsider permanent workers, a feature that is unobserved in the data, the estimation also relies on Flabbi (2010) strategy to identify a mixture of distributions.

4.1. The likelihood Function. The data consists of unemployment durations, hourly wages and durations in jobs with temporary and permanent contracts, and transitions from unemployment to both types of jobs, that is:

$$(\{t_{i,u}, I_i(u \rightarrow e_P), I_i(u \rightarrow e_T)\}_{i \in U}, \{w_{i,P}, t_{i,e_P}\}_{i \in E_P}, \{w_{i,T}, t_{i,e_T}\}_{i \in E_T})$$

To find the unemployment duration contribution to the likelihood function, the hazard rate out of unemployment is defined as:

$$h_u = \alpha_w^P [1 - F(x_{OP}^*)] + \alpha_w^T [1 - F(x_T^*)] \quad (25)$$

In other words, the hazard rate is defined as the probability that a job is created once a worker meets an employer with any type of contract (reflected as a productivity drawn from the match greater than the reservation productivity). The hazard rate, conditional on the model, is constant. This implies that the contribution of the unemployment duration is the density of a negative exponential random variable with a coefficient equal to the hazard rate (Flabbi, 2010). Given that the unemployment duration is observed only for workers who are currently unemployed, the contribution of unemployment duration has to be weighted by the probability of being unemployed (the unemployment rate):

$$\begin{aligned} f_u(t_{i,u}, i \in U) &= f_u(t_{i,u} | i \in U) \Pr(i \in U) \\ &= h_u \exp(-h_u t_u) u \quad t_u > 0 \end{aligned}$$

Using the idea of multiple-exit duration models of Bover and Gómez (2004), it is possible to distinguish between exits from unemployment to a permanent job and to a temporary job. Let the indicator variables of exit to permanent and temporary employments be denoted

by $D_P = I(u \rightarrow e_P)$ and $D_T = I(u \rightarrow e_T)$, respectively. Then, it is possible to define the following hazard rates:

$$\begin{aligned} h_u^P &= \alpha_w^P [1 - F(x_{OP}^*)] \\ h_u^T &= \alpha_w^T [1 - F(x_T^*)] \end{aligned}$$

such that the hazard rate out of unemployment is $h_u = h_u^P + h_u^T$. Therefore, the contribution of unemployment duration to the likelihood function becomes:

$$f_u(t_{i,u}, i \in U) = \left[h_u^P \exp(-h_u^P t_u) \right]^{D_P} \left[h_u^T \exp(-h_u^T t_u) \right]^{D_T} \quad u \quad t_u > 0 \quad (26)$$

There are three features of the data that need to be considered in order to derive the contribution of wages to the likelihood function. First of all, wages are observed in the data, but productivity is not. Secondly, observed wages are accepted wages. Finally, this information is available only for currently employed workers. Therefore, and following Flabbi (2010), the first step in finding the wages contribution is to map the unconditional wage cumulative distribution from the unconditional productivity cumulative distribution, and construct the truncated version of the density of the former distribution taking into account the optimal decisions of the agent in the model (that is, the wage equations and reservation productivities). The second step is to find the corresponding wage density and weight it by the probability of being employed (the employment rate). The detailed derivation is presented in Appendix A3. The wages contribution to the likelihood function, conditional on being a newly hired worker (outsider) with a permanent contract, is:

$$g(w_i, i \in E_P | w_i > w_{OP}(x_{OP}^*), OP) = \frac{\frac{(1+\phi_P)}{\beta_P} f_P \left(w_i \frac{(1+\phi_P)}{\beta_P} - \frac{(1-\beta_P)}{\beta_P} \frac{(1+\phi_P)}{(1-\tau_P)} rU + \lambda_P \Psi \right)}{1 - F_P(x_{OP}^*)} e_{OP} \quad (27)$$

On the other hand, the wages contribution to the likelihood function, conditional on being a continuing employee (insider) with a permanent contract, is:

$$g(w_i, i \in E_P | w_i > w_{IP}(x_{IP}^*), IP) = \frac{\frac{(1+\phi_P)}{\beta_P} f_P \left(w_i \frac{(1+\phi_P)}{\beta_P} - \frac{(1-\beta_P)}{\beta_P} \frac{(1+\phi_P)}{(1-\tau_P)} rU - r\Psi \right)}{1 - F_P(x_{IP}^*)} e_{IP} \quad (28)$$

Equations (27) and (28) are conditioned on observing wages for new hires and for continuing employees, both under permanent contracts. However, information to identify the type of permanent worker is not available in the data. Therefore, one additional step in the construction of the likelihood contribution of wages is necessary for this type of contract. To remove the condition of whether the worker with a permanent contract is an outsider or an insider (considering that $w_{IP}(x_{IP}^*) = w_{OP}(x_{OP}^*) = w_P(x_P^*)$), the following expression is

used:

$$\begin{aligned} g(w_i, i \in E_P | w_i > w_P(x_P^*), P) &= g(w_i, i \in E | w_i > w_P(x_P^*), OP) \Pr(OP) \\ &+ g(w_i, i \in E | w_i > w_P(x_P^*), IP) \Pr(IP) \end{aligned}$$

The probability of being a new hire (outsider) is $\Pr(OP)$, and it depends on the duration of the job since the worker remains an outsider if there are no productivity shocks, but the longer the contract lasts the more likely it is for productivity shocks to arrive. Productivity shocks, conditional on the model, are governed by a Poisson process. Therefore, $\Pr(OP) = \Pr[\text{receive 0 shocks in } t] = \exp(-\lambda_P t_{e_P})$. Also note that $\Pr(IP) = 1 - \Pr(OP)$. Using these probabilities, the last equation becomes:

$$\begin{aligned} g(w_i, i \in E_P | w_i > w_P(x_P^*), P, t_{i,e_P}) &= \\ &\left[\frac{\exp(-\lambda_P t_{i,e_P}) \frac{(1+\phi_P)}{\beta_P} f_P \left(w_i \frac{(1+\phi_P)}{\beta_P} - \frac{(1-\beta_P)}{\beta_P} \frac{(1+\phi_P)}{(1-\tau_P)} rU + \lambda_P \Psi \right)}{1 - G(w_P(x_P^*) | P, OP)} \right. \\ &\left. + \frac{(1 - \exp(-\lambda_P t_{i,e_P})) \frac{(1+\phi_P)}{\beta_P} f_P \left(w_i \frac{(1+\phi_P)}{\beta_P} - \frac{(1-\beta_P)}{\beta_P} \frac{(1+\phi_P)}{(1-\tau_P)} rU - r\Psi \right)}{1 - G(w_P(x_P^*) | P, IP)} \right] e_P \quad (29) \end{aligned}$$

which is a mixture of two truncated distributions with a weight equal to the probability of being an outsider worker. The construction of the likelihood contribution of wages, conditional on being a temporary worker, follows the procedure described above and can be written as:

$$g(w_i, i \in E_T | w_i > w_T(x_T^*), T) = \frac{\frac{(1+\phi_T)}{\beta_T} f_T \left(w_i \frac{(1+\phi_T)}{\beta_T} - \frac{(1-\beta_T)}{\beta_T} \frac{(1+\phi_T)}{(1-\tau_T)} rU \right)}{1 - F_T(x_T^*)} e_T \quad (30)$$

Using the densities in equations (26), (29), and (30), the likelihood function is:

$$\begin{aligned} L(\Theta^L; w, t) &= \prod_{i=1}^N [f_u(t_{i,u}, i \in U)]^{u_i} \\ &\times [g(w_i, i \in E_P | w_i > w_P(x_P^*), P, t_{i,e_P})]^{e_{i,P} \times (1-u_i)} \\ &\times [g(w_i, i \in E_T | w_i > w_T(x_T^*), T)]^{(1-e_{i,P}) \times (1-u_i)} \quad (31) \end{aligned}$$

where Θ^L is the vector of parameters, $t_{i,u}$, w_i , t_{i,e_P} are unemployment duration, wages and employment duration under permanent contracts, respectively, $u_i = 1$ if unemployed and 0 otherwise, and $e_{i,P} = 1$ if the individual is employed with a permanent contract and 0 otherwise. Note that the employment duration of a job with a permanent contract indirectly contributes to the likelihood function, through the wage contributions, and that employment duration under temporary contracts does not provide useful information to the likelihood.

The reservation productivities are endogenous variables in the model and in order to choose the vector of parameters Θ^L , the likelihood in equation (31) has to be maximized subject to the following equilibrium conditions:

$$\begin{aligned} x_{IP}^* &= \frac{(1 + \phi_P)}{(1 - \tau_P)} rU - r\Psi - \frac{\lambda_P}{r + \lambda_P} \int_{x_{IP}^*}^{\infty} (x' - x_{IP}^*) f_P(x') dx' \\ x_{OP}^* &= x_{IP}^* + (\lambda_P + r) \Psi \\ x_T^* &= \frac{(1 + \phi_T)}{(1 - \tau_T)} rU \end{aligned}$$

Finally, rU is also an endogenous variable in the model, but for estimation purposes it is treated as a constant²⁶. Therefore, b , which is the only parameter that does not appear directly in the likelihood, is chosen so that all equilibrium conditions are met as described below.

4.2. Identification. The identification strategy has three stages. The first follows Flinn and Heckman (1982) and Flabbi (2010) and is related to the identification of the parameters in the likelihood function (equation 31), which are the job arrival rates (α_w^P, α_w^T) , the productivity and termination shock arrival rates (λ_P, λ_T) , the reservation productivities $(x_{OP}^*, x_{IP}^*, x_T^*)$, the flow value of unemployment (rU), and the parameters governing the productivity distributions $(F_P(x), F_T(x))$.

Following Flinn and Heckman (1982), a necessary condition for the identification of the parameters in the likelihood function is the *recoverability condition* of the productivity distribution. Under this condition, the entire wage distribution, and thereby the productivity distribution, should be uniquely recoverable from a truncated distribution with a known truncation point. On the other hand, according to Flabbi (2010) the necessary condition to identify a mixture of two truncated distributions, such as the likelihood contribution of permanent workers, discussed in the previous subsection, is that the productivity distribution belongs to a location-scale family. In this paper, it is assumed that the match-specific productivity in both types of contracts is log-normally distributed with mean μ_x^i and standard deviation σ_x^i for $i = P, T$, that is:

$$F_i(x) = \Phi \left(\frac{\ln(x) - \mu_x^i}{\sigma_x^i} \right); \quad i = P, T$$

where Φ is the standard normal cumulative distribution function. The log-normal distribution meets the recoverability condition (Eckstein and van den Berg, 2007) and belongs to a log location-scale family where μ_x^i is the location parameter and σ_x^i is the scale parameter (Flabbi, 2010; Flinn, 2006).

²⁶This is a common practice in the literature, see, for example, Eckstein and van den Berg (2007).

Given the assumed match-specific productivity distributions, the identification of all the parameters in the likelihood rely on information regarding the transitions from unemployment to both types of jobs, the steady state equilibrium conditions (equations 10 to 12), the equilibrium conditions that determine reservation productivities (equations 19 to 21), the differences between wage distributions of permanent and temporary contract jobs (their location and scale parameters), and the differences between the wage distributions of permanent contract jobs with different tenures (their location and scale parameters). In the case of the Chilean labor market, Figures 2 and 3 show that the differences, by type of contract and by tenure, are important and can be exploited in the estimation. Appendix A4 shows a formal proof that describes this identification strategy.

Two parameters of the model, β and r , are not estimated but are set exogenously. As pointed out by Eckstein and Wolpin (1995) and Flinn (2006) the Nash bargaining coefficient β is difficult to identify without demand side information. This paper does not attempt to identify this parameter, instead it is assumed that $\beta_P = \beta_T = \beta = 0.5$. The equal bargaining power assumption between workers with permanent and temporary contracts, $\beta_P = \beta_T$, can be justified by the non discrimination principle mentioned in Cahuc and Postel-Vinay (2002); and $\beta = 0.5$, which is the common solution in the applied literature, arises when the discount rate is the same for workers and firms (Binmore et al., 1986; Binmore, 1978)²⁷. On the other hand, although r enters the likelihood function directly and not only through rU , it is not possible to identify all other parameters if this parameter is included in the estimation. Therefore, as is frequently done in applied micro-studies, r is also set exogenously (Eckstein and van den Berg, 2007). In the particular case of Chile, r is defined as 0.0053²⁸.

The second stage follows Flinn (2006) and is related to the identification of the demand side parameters, which in the case of this model consists of the matching function, $m(\cdot)$, and the cost of posting vacancies, (k_P, k_T) . Without directly available information about vacancies, v_P and v_T , any additional parameters in the matching function $m(\cdot)$ cannot be identified. This is an important result since knowledge of the $m(\cdot)$ function is sufficient to identify the cost of the vacancy parameters, k_P and k_T .

There are two alternative ways to identify the matching function. One relies on specific assumptions on its functional form and the other relies on the value of any additional parameters in the function. The first, proposed by Flinn (2006), consists in using a matching function that does not contain any unknown parameters. A good option, which fulfills the assumptions made in section 2, is the exponential matching function $m(u, v) = v(1 -$

²⁷Cited in Flabbi (2010).

²⁸This rate represents 6.5% in annualized terms (see, for example, Fuenzalida and Mongrut, 2010).

$e^{-u/v}$)²⁹. The second consists in using external sources to obtain estimates of a Cobb-Douglas matching function parameter³⁰. For the case of the Chilean labor market, Belani et al. (2002) estimate the matching function as $m(u, v) = u^{0.15}v^{0.85}$. An alternative approach could be to apply the Hosios (1990) condition, that is, to use $m(u, v) = u^{1-\beta}v^\beta$. In any case, once the matching function is identified, all demand side parameters are identified.

Identification and (consistent) estimation of the parameters q, η, k_P, k_T and b build on the consistent estimators of the parameters $\alpha_w^P, \alpha_w^T, x_{OP}^*, \lambda_P, \lambda_T, r, x_{IP}^*, x_T^*$ in the following way. First, η and q solve $\hat{\alpha}_w^P = m[\eta q]$ and $\hat{\alpha}_w^T = m[(1-\eta)q]$ provided that the matching function $m(\cdot)$ is identified. Second k_P and k_T solve:

$$k_P = \frac{m[\hat{\eta}\hat{q}](1-\beta_P)}{\hat{\eta}\hat{q}(r+\hat{\lambda}_P)} \int_{\hat{x}_{OP}^*}^{\infty} (x-\hat{x}_{OP}^*) f_P(x) dx$$

$$k_T = \frac{m[(1-\hat{\eta})\hat{q}](1-\beta_T)}{(1-\hat{\eta})\hat{q}(r+\hat{\lambda}_T)} \int_{\hat{x}_T^*}^{\infty} (x-\hat{x}_T^*) f_T(x) dx$$

Finally, once all the above parameters are identified, b can be recovered using the equilibrium condition:

$$b = r\hat{U} - \left(\frac{1-\tau_P}{1+\phi_P} \right) \frac{\hat{\eta}\hat{q}\beta_P\hat{k}_P}{(1-\beta_P)} - \left(\frac{1-\tau_T}{1+\phi_T} \right) \frac{(1-\hat{\eta})\hat{q}\beta_T\hat{k}_T}{(1-\beta_T)}$$

4.3. Econometric Issues. Three econometric issues arise in estimating the model: (1) measurement error in wages, (2) censoring in unemployment duration data, and (3) censoring in employment duration data. This subsection explains how each of these issues are dealt with.

Measurement error in wages is incorporated in the estimation procedure for two reasons. First, it is very likely that wages are measured with error since the wage data is self reported and it includes wages from past years³¹. Second, and most important, it is not possible to estimate the reservation productivities using the lowest observed wage in both types of contracts, in the spirit of Flinn and Heckman (1982), because the mapping between the reservation productivity and the reservation wage, in the case of permanent jobs, depends on other parameters to be estimated (the relations are implied in the equilibrium conditions). This problem is critical because the reservation productivities are the truncation parameters in the accepted wage distributions. Therefore, changing these parameters

²⁹This matching function can be justified by the presence of coordination failures in the labor market. However, despite its theoretical justification, this matching function generates implausible level and duration of unemployment for which it is, empirically, not a good approximation (Petrongolo and Pissarides, 2001).

³⁰This alternative is attractive because the Cobb-Douglas matching function with constant returns to scale has had empirical success (Petrongolo and Pissarides, 2001). The drawbacks are the lack of micro-foundation of this matching function and the use of external estimates.

³¹As is common in the literature, it is assumed that measurement error is present in wages data but not in duration data (Eckstein and van den Berg, 2007; Flinn, 2006).

in the maximization process of the likelihood function changes its support, which violates one of the regularity conditions³². A way to avoid this problem is to introduce measurement error. Following Flinn (2002) and Flabbi and Leonardi (2010), it is assumed that the measurement error is multiplicative:

$$w^o = w \cdot \varepsilon$$

and log-normally distributed, therefore:

$$m(\varepsilon) = \phi\left(\frac{\ln(\varepsilon) - \mu_\varepsilon}{\sigma_\varepsilon}\right) \frac{1}{\varepsilon\sigma_\varepsilon} \quad \varepsilon > 0$$

In order to restrict the number of parameters to estimate, it is assumed that the conditional expectation of the observed wages is equal to the true wages, as is done in Flinn (2002); that is, $E[w^o|w] = w$, which implies that $E[\varepsilon|w] = 1$. This assumption together with the log-normality assumption implies that the parameters μ_ε and σ_ε satisfy $\sigma_\varepsilon = \sqrt{-2\mu_\varepsilon}$. Therefore, only one parameter of the measurement error distribution has to be estimated.

Given the wage density functions for jobs with permanent and temporary contracts, $g(w_i, i \in E_P | w_i > w_P(x_P^*), P)$ and $g(w_i, i \in E_T | w_i > w_T(x_T^*), T)$, respectively, and the error density function $m(\varepsilon)$, the implied density functions of observed wages can be written as:

$$\begin{aligned} g_{w^o}^P(w_i^o) &= \int_{w_P(x_P^*)} \frac{1}{w_i} m\left(\frac{w_i^o}{w_i}\right) g(w_i, i \in E_P | w_i > w_P(x_P^*), P) dw_i \\ g_{w^o}^T(w_i^o) &= \int_{w_T(x_T^*)} \frac{1}{w_i} m\left(\frac{w_i^o}{w_i}\right) g(w_i, i \in E_T | w_i > w_T(x_T^*), T) dw_i \end{aligned}$$

Censoring in unemployment duration data is potentially very problematic because it can generate identification problems and bias the estimated parameters. In particular, if the unemployment spells are double censored, that is right and left censored at the same time, the identification of the parameters in the likelihood estimation is not possible because permanent unemployment can be generated by a different combination of the parameters (Flinn, 2002). For this reason, double censored spells are not used in the estimation. The estimated parameters will be biased when there are right or left censored spells. Fortunately, controlling for these two types of censoring is straightforward when the spells are exponentially distributed, and can easily be incorporated in the likelihood function. Let c_i^l and c_i^r be indicator variables taking the value of 1 if the unemployment spell is left and right censored, respectively, and zero otherwise. The likelihood contribution of a complete unemployment spell is

$$f_u(t_{i,u}, i \in U, c_i^l = 0, c_i^r = 0) = h_u \exp(-h_u t_u) u \quad t_u > 0$$

³²See Flinn and Heckman (1982) for a complete discussion.

while the likelihood contribution of left and right censored unemployment spells are:

$$\begin{aligned} f_u(t_{i,u}, i \in U, c_i^l = 1) &= \Pr[T \leq t_u] = [1 - \exp(-h_u t_u)] u \quad t_u > 0 \\ f_u(t_{i,u}, i \in U, c_i^r = 1) &= \Pr[T > t_u] = \exp(-h_u t_u) u \quad t_u > 0 \end{aligned}$$

Taking into account measurement error in wages and censoring in unemployment spells, the likelihood function becomes:

$$\begin{aligned} L(\Theta^L; w, t) &= \prod_{i=1}^N \left[f_u(t_{i,u}, i \in U, c_i^l = 0, c_i^r = 0) \right]^{u \times (1-c_i^l) \times (1-c_i^r)} \\ &\quad \times \left[f_u(t_{i,u}, i \in U, c_i^l = 1) \right]^{u \times c_i^l \times (1-c_i^r)} \\ &\quad \times \left[f_u(t_{i,u}, i \in U, c_i^r = 1) \right]^{u \times (1-c_i^l) \times c_i^r} \\ &\quad \times \left[\int_{w_P(x_P^*)} \frac{1}{w_i} m \left(\frac{w_i^0}{w_i} \right) g(w_i, i \in E_P | w_i > w_P(x_P^*), P) dw_i \right]^{e_P \times (1-u)} \\ &\quad \times \left[\int_{w_T(x_T^*)} \frac{1}{w_i} m \left(\frac{w_i^0}{w_i} \right) g(w_i, i \in E_T | w_i > w_T(x_T^*), T) dw_i \right]^{(1-e_P) \times (1-u)} \end{aligned}$$

which is maximized to choose Θ^L , subject to equilibrium constraints:

$$\begin{aligned} x_{IP}^* &= \frac{(1 + \phi_P)}{(1 - \tau_P)} rU - r\Psi - \frac{\lambda_P}{r + \lambda_P} \int_{x_{IP}^*}^{\infty} (x' - x_{IP}^*) f_P(x') dx' \\ x_{OP}^* &= x_{IP}^* + (\lambda_P + r) \Psi \\ x_T^* &= \frac{(1 + \phi_T)}{(1 - \tau_T)} rU \end{aligned}$$

The last econometric issue is related to the censoring problem in the employment duration data. In this paper, only employment spells of jobs with permanent contracts are relevant. Recall that employment duration indirectly contributes to the likelihood function through the wage contribution, because it affects the probability of being an outsider (that is, $\Pr(OP) = \Pr[\text{receive 0 shocks in } t] = \exp(-\lambda_P t_{ep})$). As previously mentioned, employment duration spells can be left or right censored. Right censored spells do not represent a problem because the probability of receiving a determined number of shocks before time t is what is important in the model; hence, at that time the future is irrelevant. On the other hand, left censored spells do represent a potential problem. This can be observed by expressing the $\Pr[\text{receive 0 shocks in } t]$ such that the distinction is made between the observed duration t_{ep}^o and the true duration t_{ep} . Since $t_{ep}^o = t_{ep} - a$, where $a \geq 0$, then:

$$\begin{aligned} \Pr(OP) &= \exp(-\lambda_P (t_{ep}^o + a)) \\ &= \exp(-\lambda_P t_{ep}^o) \exp(-\lambda_P a) \end{aligned}$$

Given that $\exp(-\lambda_P a) \leq 1$ with $\lambda_P \geq 0$ and $a \geq 0$, it is clear that if a is not taken into account, then the probability of receiving 0 shocks in t is overestimated. In the case of

permanent contracts, this affects the weights in the mixture of wage densities, which in turn can potentially lead to a bias problem in the estimation.

The censoring problem in the employment duration data is neglected in the estimation results presented in the next subsection since the probability of receiving zero shocks in t decreases exponentially with employment duration. Hence, the effect of the additional months in the duration of long spells is not important. This is the case in the data used in the estimations, since the left censored spells duration is at least 17 months (and there are only 2% of these spells).

4.4. Estimation Results. Table 7 reports the estimation results. The first two rows show the job arrival rates for both temporary and permanent jobs. Temporary jobs arrive more than two times faster than permanent jobs. In particular, while offers with temporary contracts arrive approximately every three months, offers with permanent contracts do so every seven months. Rows five through seven of Table 7 report the estimated reservation productivities for permanent (insider and outsider) and temporary jobs. An insider permanent worker and a firm with a permanent contract are willing to continue with a contractual relation if the productivity is at least 1.12 U.S. dollars per hour, which is 20% less than the productivity required to form a match between an outsider permanent worker and a firm with a permanent contract (1.34). This reflects the effect of the firing cost on the bargaining position of an insider worker. When workers going from unemployment to temporary and permanent jobs are compared, results on reservation productivity indicate that workers and firms are less stringent when agreeing on a temporary contract than when forming a permanent contractual agreement. In this case, the difference in the reservation productivity is also 20%. Combining job arrival rates and reservation productivities, the estimation results suggest that workers are, on average, unemployed for a total of 14 months (the hazard rate out of unemployment is 0.074). Table 9 reports the predictions of the model for these and other variables.

The productivity shocks arrival rate for permanent jobs, reported in the third row of Table 7, indicate that productivity shocks do not occur very often. In fact, this arrival rate, together with the value of the reservation productivity of the insider permanent worker, implies that workers keep their jobs for an average of 65 years. On the other hand, the termination rate for the temporary jobs, reported in the fourth row of Table 7, also shows a high persistence in temporary jobs with an average duration of 6 years. In both cases, the hazard rates out of employment are shown in Table 9. When comparing these durations with those observed in Table 6, it is clear that the shock arrival rate for permanent jobs and the termination rate for temporary jobs are underestimated, as are the correspondent

hazard rates out of employment. This is the main drawback of having retrospective self-reported data on unemployment and employment duration. As mentioned in the Data section, this data seems to be over reported compared to another household survey. The model estimation strategy relies heavily on this duration data to estimate the arrival and the termination rates of jobs, as well as the arrival rate of shocks. If the unemployment duration is over reported, then the employment duration needs to be high for it to be consistent with the steady state conditions of the model. This drawback should be kept in mind in the analysis of the implications of the model.

The estimated values for the location and the scale parameters of the log-normal match specific distributions for both types of jobs are shown in the last four rows of Table 7. These values imply a substantially lower productivity, on average, for workers in temporary jobs (a difference of 30%). Also, there is nine times more uncertainty at the moment of drawing a productivity from the match specific productivity of a permanent job, than from a match specific productivity of a temporary job. Table 9 reports the predictions for the average productivity and its variance and shows that workers receive wage offers that are, on average, 25% higher when they meet firms with permanent contracts than when they meet firms with temporary ones. Once the job is accepted that difference becomes 60%, on average. Finally, the estimation of all parameters is quite precise when evaluating with the asymptotic standard errors.

Table 8 shows the estimated value of the technological parameters (the proportion of permanent vacancies, the market tightness and the flow cost of vacancies in temporary and permanent jobs) and the preference parameter (the flow value of leisure) using both the Cobb-Douglas and the Exponential matching functions. All the results discussed below are conditional on the particular assumptions made about the matching function. First, the proportion of permanent job vacancies in the market is around 25%, regardless of the matching function used. Second, the estimated market tightness differ between matching functions. In particular, the market tightness, along with the unemployment rate in Table 9, imply that the total vacancy rate of the economy ($v_p + v_T$) is 1.9% when the Cobb-Douglas function is used, and 2.5% when the Exponential function is used. Third, under the Cobb-Douglas matching function, the flow costs of permanent and temporary jobs are around 45 and 6 U.S. dollars, respectively. Meanwhile, these same flow costs are around 31 and 5 U.S. dollars under the Exponential matching function³³. In any case, it is clear that maintaining

³³Comparing this result with that found by Flinn (2002), who estimates a flow vacancy cost of 128 U.S. dollars for the U.S. economy for 1996, suggests that the cost of an unfilled vacancy of a permanent job is substantially lower in the Chilean labor market. However, the difference is not that significant, relative to the average wage (while in the U.S. economy it is 18 times the average wage, in Chile it is 16 times the average wage).

a permanent job vacancy unfilled is substantially (between 6 and 7 times) more expensive than maintaining a temporary job vacancy unfilled. Finally, the flow disutility of leisure is around 4 U.S. dollars per hour and it does not depend on which matching function is used to identify it.

To conclude this section, some specification tests that were performed and an assessment of the fit of the model are discussed. The last two rows of the bottom panel of Table 7 report the statistics of two F-tests. The first test corresponds to the null hypothesis that both types of jobs have the same arrival rate, which implies that the proportion of vacancies is 50% for each type of job. This null hypothesis can be rejected at 1% significance level. Using the asymptotic standard error of the arrival rates in Table 7, the hypothesis that the arrival rate of temporary jobs is equal to zero, implying that only permanent jobs survive, and the hypothesis that the arrival rate of permanent jobs is equal to zero, implying that only temporary jobs survive, can also be tested. The results indicate that both hypotheses are also rejected at 1% significance level. Therefore, in the Chilean labor market both types of vacancies, permanent and temporary, coexist but there is one that clearly dominates. The second test tries to verify if the productivity in each type of job is drawn from the same distribution (given that in both cases log-normality is imposed). Once again, the data does not support the hypothesis (at 1% significance level) that productivities in both types of jobs come from the same distribution.

Table 9 reports the predictions of the model and some comparable moments in the data. In terms of fit, the wages predicted by the model are slightly higher than its sample counterparts. On the other hand, model predictions of the unemployment and employment rates are really close to those observed in the data. The hazard rate out of unemployment also fits the data well. However, the model predictions of hazard rates out of employment do not fit the data well. This reflects the fact that only unemployment duration data is used in the estimation, making it very sensitive to any data problem.

5. COUNTERFACTUAL AND POLICY EXPERIMENTS

The counterfactual experiment consists in comparing the benchmark economy, that is, the one characterized by the estimated parameters and in which temporary contracts are allowed, with an economy in which the use of temporary contracts is not allowed by law. In the latter economy, the model is solved assuming $\eta = 1$ and using all other estimated parameters (except those related with temporary jobs). The policy experiment consists in analyzing the impact of changes in the firing cost on the two economies previously mentioned by taking into account the equilibrium effects. In particular, the experiment analyzes

the effect of changes in the firing cost within a range of zero to twice the benchmark severance tax. In performing the counterfactual and policy experiments, a Cobb-Douglas matching function is used to solve the model with Belani et al. (2002) estimate of the elasticity, $\gamma = 0.85$. In both exercises, it is possible to analyze the effect, under alternative institutional arrangements of more stringent labor protection, on labor market dynamics (that is market tightness, availability of vacancies of both types of jobs, arrival rates, hazard rates out of unemployment and employment, and unemployment and employment rates) and on productivity and wages (reservation productivities, average offered and accepted wages, and inequality between workers with different types of contracts).

5.1. Labor Market Dynamics. The upper panel of Figure 4 shows that at any firing cost, the labor market is tighter when temporary contracts are allowed. In particular, when these contracts are allowed, the market tightness is at least 2.5 times the market tightness when they are not allowed. This is explained by the fact that the presence of temporary contracts increases the vacancies available in the market. Analyzing the effect of an increase in the firing cost, Figure 4 shows that the market tightness decreases with the firing cost when temporary contract jobs are not allowed because this cost makes vacancy creations of permanent jobs less attractive. Quantitatively, the effect is not substantial - going from no firing cost to twice the benchmark firing cost leads to a decrease of 1.2% in the market tightness. On the other hand, when temporary contracts are allowed, the effect of the firing cost on the market tightness is the opposite. Indeed, despite the fact that the firing cost makes permanent job vacancy creations less attractive, they make temporary job vacancy creations more attractive and in the end this latter effect dominates the former one. This is observed in the decreasing proportion of permanent job vacancies shown in the lower panel of Figure 4. Market tightness increases by more than 11%, going from no firing cost to twice the benchmark firing cost and the proportion of permanent vacancies decreases by 5 percentage points. Permanent vacancies can disappear if the firing cost is really high (more than 10 times that of the benchmark). This is possible in the model but not plausible in practice.

The arrival rates for permanent and temporary jobs, shown in Figure 5, reflect what was discussed above. When temporary jobs are allowed, as the firing cost increases, fewer vacancies for permanent jobs reduce the rate at which they arrive, while more temporary job vacancies accelerate their arrival rate. The reduction in the case of permanent job vacancies is 8.1% and the increase in the case of temporary job vacancies is 16.1%. When temporary jobs are not allowed, the arrival rate of permanent jobs also slows with firing costs but the size of the effect is much smaller - it only reduces permanent job vacancies by 1%.

Figures 6 to 8 show the effect of firing costs on the different labor market states, that is, on the unemployment and the employment rates, under both types of contracts and their corresponding durations. The upper panel of Figure 6 shows that the unemployment rate falls with more stringent employment protection when temporary contracts are not allowed. This indicates that the effect of the firing cost in reducing the job destruction rate dominates the one that discourages employment creations. The hazard rate out of unemployment, shown in the lower panel of Figure 6, decreases suggesting that even though there are fewer unemployed workers, those who are unemployed stay in that state longer. However, the impact on the unemployment rate and its duration is quantitatively small - the unemployment rate only falls by 0.3 percentage points, going from zero protection to twice the benchmark firing cost and the workers stay unemployed only half a month longer. When temporary contracts are allowed, the effect of stringent protection on the unemployment rate is attenuated, indicating that the flows out of temporary jobs dominate that of the flows out of unemployment into temporary contracts. The positive impact of temporary jobs is that they help to reduce unemployment duration by one and a half months when employment protection becomes more stringent.

The upper panel of Figure 7 shows that the employment rate in permanent jobs increases slightly (by less than one percentage point). This is consistent with the decrease in the unemployment rate when temporary contracts are not allowed. However, the fact that the employment rate of permanent jobs falls by 4 percentage points when temporary contracts are allowed, implying a substitution between permanent and temporary jobs, is more interesting (recall that the unemployment rate is fairly constant in this scenario). The lower panel of Figure 7 shows the hazard rate out of permanent jobs. As expected, more stringent protection in permanent jobs discourages its destruction and this is true regardless of whether the use of temporary contracts is allowed or not. Quantitatively, duration of permanent jobs increases by 7 and 11% when temporary contracts are allowed and when they are not, respectively. Finally, the upper panel of Figure 8, shows that the employment rate in temporary jobs increases by 4 percentage points when the firing cost rises. This is consistent with the substitution effect previously mentioned. Figure 8, which shows the positive relationship between temporary job shares and employment protection, corresponds to the model counterpart of Figure 1. On the other hand, the lower panel of Figure 8 shows the hazard rate out of temporary jobs, which is constant by construction (the termination rate in the model is exogenous).

5.2. Productivity and Wages. The upper panel of Figure 9 shows how the reservation productivity of new hires with permanent contracts (outsiders) changes with the firing cost. Regardless of the existence of temporary contracts, the firing cost discourages new hires

by increasing the threshold at which matches are formed. When temporary contracts are not allowed, this reservation productivity increases by less than 1% with the firing cost, while when both types of contracts coexist it increases by 3.4%. The existence of temporary contracts exacerbates the negative effect on job creations. The middle panel of Figure 9 shows the reservation productivity of continuing employees with permanent contracts (insiders). In this case, the reservation productivity decreases with the firing cost and the effect is quantitatively important (it falls by more than 30%). This is explained by the fact that more protection generates a higher bargaining advantage for workers, reducing the firms' outside option. Therefore, firms are willing to maintain a larger proportion of their workers even if they become less productive after a shock has occurred. For both, insiders and outsiders, the reservation productivity is always higher when temporary contracts are allowed, indicating that a higher productivity is sustained with permanent jobs when the two types of contracts coexist. The lower panel of Figure 9 shows the reservation productivity of temporary jobs. The positive effect on unemployment of increasing the firing cost in permanent jobs is that the lower reservation productivity facilitates job creation. The downside is that lower productivity jobs will be created.

Figures 10 and 11, which were calculated using equations (15) to (17), show average offered and accepted wages, respectively. The former uses the unconditional expected productivity, while the latter uses the expected productivity conditional on productivities greater than the reservation value. In the case of permanent jobs, the firing cost affects average accepted wages through three mechanisms. First, they directly affect the total surplus of the match. Second, they have an equilibrium effect on the flow value of unemployment. Third, they have an equilibrium effect on the conditional average productivity through the reservation values. Since average offered wages depend on the unconditional expected productivity by definition, the last mechanism does not operate. On the other hand, in the case of temporary jobs, average accepted wages are affected by the equilibrium effects on the flow value of unemployment and the reservation productivity, while average offered wages are only affected by the equilibrium effects on the flow value of unemployment.

In Figure 10, it is observed that the direct effect of the firing cost dominates in the case of permanent jobs. The upper panel shows that average offered wages for new hires fall between 6 and 8%, depending on whether temporary contracts are allowed or not, respectively. The middle panel shows that there is an opposite effect in the case of continuing permanent employees, that is, wages increase by approximately 13%. The lower panel shows the average offered wages for temporary contracts. In this case, since permanent job vacancies exist, the average offered wages fall (1.7%), along with the flow value of unemployment. In the upper and middle panels of Figure 11, it is shown that average accepted wages follow a different pattern for permanent jobs. This implies that the equilibrium

effects of the firing cost on reservation productivities are quite important. Indeed, they almost offset the direct effect of the firing cost for new hires (the decrease is only between 1 and 3%) and substantially reduce the average accepted wages for continuing employees (between 10 and 14%). The lower panel shows a fall of 2.2% in average accepted wages for temporary jobs. Hence, the effect on the reservation productivity also contributes to this fall. Finally, both average offered and accepted wages are higher when temporary jobs are allowed. This is due to a higher unemployment (there are more permanent job vacancies), in the case of the average offered wages, and a higher reservation productivity, in the case of average accepted wages.

This subsection concludes with the effect of the firing cost on inequality. In this paper, inequality is defined as the difference in wage rates of permanent and temporary workers. Therefore, in this exercise both types of contracts are allowed. Figure 12 shows the ratios between the average wage in temporary jobs and the average wage in permanent jobs for new hires and for continuing employees (the offered wages are in the upper panel, while the accepted wages are in the lower panel). There are three comments worth mentioning from the analysis of Figure 12. First, inequality is high since the gaps between offered wages for permanent and temporary workers are 20 and 30% (comparing new hires in temporary jobs and continuing employees in permanent jobs, respectively). The gap is even greater (around 40%) when the focus is on the accepted wages. Second, the pattern of the wage ratios is consistent with the changes in wages given by changes in the firing cost. In particular, inequality between temporary workers and continuing employees in permanent jobs increases when offered wages are analyzed and decreases when comparing accepted wages. These are the ratios that change the most. Finally, although inequality changes with the firing cost, it remains high for the range of firing costs considered in this paper, suggesting that the effect of this policy is limited in this aspect.

5.3. Welfare Analysis. Following Flinn (2006) and Flabbi (2010), this paper exploits the stationary nature of the model to analyze the long-run welfare impact of changes in the policy parameters (mainly the firing cost) under the two different assumptions about the labor market institution: when temporary contracts are allowed and when they are not. To define a long-run measure of welfare, it is important to recall that at any point in time workers are unemployed, employed under a permanent contract or employed under a temporary contract. Similarly, at any point in time a firm can have a permanent or temporary job vacancies filled or they can be searching to fill their vacancies. The latter is not taken into account because unfilled vacancies have, by definition, a value of zero (free-entry condition). In this

context, the following *Social Welfare* function is defined:

$$S(\tau, \phi, \Psi) = u(\tau, \phi, \Psi)U_u(\tau, \phi, \Psi) + e_{OP}(\tau, \phi, \Psi) [\bar{W}_{OP}(\tau, \phi, \Psi) + \bar{J}_{OP}(\tau, \phi, \Psi)] \quad (32) \\ + e_{IP}(\tau, \phi, \Psi) [\bar{W}_{IP}(\tau, \phi, \Psi) + \bar{J}_{IP}(\tau, \phi, \Psi)] + e_T [\bar{W}_T(\tau, \phi, \Psi) + \bar{J}_T(\tau, \phi, \Psi)]$$

where: $\tau = (\tau_P, \tau_T)$, $\phi = (\phi_P, \phi_T)$, $U_u(\tau, \phi, \Psi)$ is the unemployed agents' welfare, $\bar{V}_j(\tau, \phi, \Psi)$ is the average workers' welfare ($j = OP, IP, T$) and $\bar{J}_j(\tau, \phi, \Psi)$ is the average welfare of firms with filled vacancies ($j = OP, IP, T$). Note also that $e_{OP}(\tau, \phi, \Psi) = e_P(\tau, \phi, \Psi) \Pr(OP)$ and $e_{IP}(\tau, \phi, \Psi) = e_P(\tau, \phi, \Psi)(1 - \Pr(OP))$. To implement equation (33) it is necessary to define the individual contribution to the Social Welfare function:

$$U_u(\tau, \phi, \Psi) = \int_0^{\min\{x_{IP}^*, x_T^*\}} U \left[\frac{f_P(x)}{F_P(x_{IP}^*)} I_{[x_{IP}^* \leq x_T^*]} + \frac{f_T(x)}{F_T(x_T^*)} (1 - I_{[x_{IP}^* \leq x_T^*]}) \right] dx \\ \bar{W}_j(\tau, \phi, \Psi) = \int_{x_j^*}^{\infty} W_j(x) \left[\frac{f_P(x)}{1 - F_P(x_j^*)} \right] dx \quad j = IP, OP \\ \bar{W}_T(\tau, \phi, \Psi) = \int_{x_T^*}^{\infty} W_T(x) \left[\frac{f_T(x)}{1 - F_T(x_T^*)} \right] dx \\ \bar{J}_j(\tau, \phi, \Psi) = \int_{x_j^*}^{\infty} J_j(x) \left[\frac{f_P(x)}{1 - F_P(x_j^*)} \right] dx \quad j = IP, OP \\ \bar{J}_T(\tau, \phi, \Psi) = \int_{x_T^*}^{\infty} J_T(x) \left[\frac{f_T(x)}{1 - F_T(x_T^*)} \right] dx$$

Equation (33) is then used to evaluate changes in welfare (total, workers' and firms' welfares) when the firing cost changes in the case where temporary contracts are allowed and in the case where they are not allowed. Note that equation (33) is the analog to the criterion used by Hosios (1990) in his labor market efficiency study when two types of jobs exist.

Figure 13 shows the ratio between the level of welfare reached when temporary contracts are not allowed and when they are allowed, for each degree of labor protection. Note that for any firing cost below 1.7 the benchmark firing cost the total welfare is greater in an economy without temporary contracts. The second observation that can be made is that the relative welfare decreases when the firing cost increases. When the firing cost is low, the level of welfare is higher in an economy without temporary contracts. In this case what matters is the possibility of productivity gains in permanent contracts. However, when firing costs are rather high, the level of welfare in an economy with both types of contracts increases (reducing the relative welfare) and the degree of flexibility becomes more valuable. Temporary contracts make agents better off only if the firing cost reaches high levels. Finally, the shape of the relative welfare means that stringent labor protection generates important trade offs in terms of productivity gains and flexibility.

6. CONCLUDING REMARKS

This paper presents a search and matching model with the following features: First, it has a dual labor market represented by two types of contracts, permanent and temporary, and the use of both is endogenously determined as part of the equilibrium. Second, labor protection is incorporated in the form of firing costs to analyze its relationship with the equilibrium share of temporary contracts. Finally, it incorporates the possibility of productivity gains in permanent jobs. This model is structurally estimated using likelihood methods for the Chilean labor market. In the estimation procedure only supply side data is used and the identification strategy, particularly for the technological or demand side parameters, is discussed. Finally, counterfactual and policy experiments are performed to quantitatively evaluate the role of labor protection legislation and the use of temporary contracts in unemployment, welfare, and inequality. Two main assumptions that depart from the literature are made. First, it is assumed that there are two types of jobs in the market, permanent and temporary; hence, there is also a productivity (and wage) distribution associated with each type of job. This assumption allows for the fitting of overlapping wage distributions. Second, temporary jobs have a predefined duration (possibly more than 12 months), are not subject to firing costs, and are not necessarily converted into a permanent job at the end of the contract.

The estimation results indicate that both temporary and permanent contracts survive in equilibrium, and only 25% of the available vacancies are for permanent contracts. This reflects large differences in vacancy costs (US\$45 vs. US\$6). In terms of the dynamics of the labor market, the magnitude of the parameters suggests that temporary jobs arrive more frequently than permanent jobs (2.6 times faster) and that the workers meeting vacancies with permanent contracts draw, on average, 30% higher productivities than the workers meeting vacancies with temporary contracts. With respect to wages, workers receive wage offers that are, on average, 25% higher when they meet firms with permanent contracts than when they meet firms with temporary ones. Once the job is accepted that difference becomes 60%, on average. Finally, the long run unemployment rate is about 4.9%.

The counterfactual and policy experiments results indicate that when the costs of posting vacancies are different, temporary contracts survive even if there is no firing cost. Then, as the firing cost increases, fewer permanent job vacancies reduce the rate at which they arrive, while more temporary job vacancies accelerate its arrival rate. Temporary jobs magnify the effect of firing costs on permanent job arrival rates. Even though labor protection is useful in reducing unemployment, temporary contracts balance out this effect leaving unemployment practically unchanged. Meanwhile, labor protection increases the (equilibrium) employment rate in jobs with temporary contracts. The effects on employment and

unemployment rates discussed above implies that there is a strong substitution effect between both types of jobs. With respect to inequality, the negative effect of firing costs on wages is barely compensated with the existence of temporary contracts. Hence, inequality is persistent. Finally, welfare analysis indicates that temporary contracts generate welfare gains only if labor protection is (implausibly) high.

Some policy implications can be drawn from these results. First, temporary contracts increase flexibility but they do not make agents better off. However, it is important to remember that this is a steady-state result, which does not take into account the cushion effect during business cycles. Second, limiting the use of temporary contracts (in an extreme case, eliminating them) can increase welfare only if labor protection is not stringent. Therefore, stringent labor protection generates important trade offs between productivity and flexibility. Hence, labor protection levels matter in terms of welfare.

APPENDIX A1: VALUE FUNCTIONS EXPRESSED IN TERMS OF THE TOTAL SURPLUS

The worker's flow value of unemployment, written in terms of the total surplus, is:

$$rU = b + \alpha_w^P \beta_P \int_{x_{OP}^*}^{\infty} S_{OP}(x) f_P(x) dx + \alpha_w^T \beta_T \int_{x_T^*}^{\infty} S_T(x) f_T(x) dx$$

The worker's flow value of employment, written in terms of the total surplus, are:

$$S_{OP}(x) = \frac{w_{OP}(x)(1 - \tau_P) - rU + \lambda_P \beta_P \int_{x_{IP}^*}^{\infty} S_{IP}(x') f_P(x') dx'}{(r + \lambda_P) \beta_P}$$

$$S_{IP}(x) = \frac{w_{IP}(x)(1 - \tau_P) - rU + \lambda_P \beta_P \int_{x_{IP}^*}^{\infty} S_{IP}(x') f_P(x') dx'}{(r + \lambda_P) \beta_P}$$

$$S_T(x) = \frac{w_T(x)(1 - \tau_T) - rU}{(r + \lambda_T) \beta_T}$$

The firm's flow value of a filled vacancy, written in terms of the total surplus, are:

$$S_{OP}(x) = \frac{x - w_{OP}(x)(1 + \phi_P) + \lambda_P(1 - \beta_P) \frac{(1 + \phi_P)}{(1 - \tau_P)} \int_{x_{IP}^*}^{\infty} S_{IP}(x') f_P(x') dx' - \lambda_P \Psi \left(\frac{1 - \tau_P}{1 + \phi_P} \right)}{(r + \lambda_P)(1 - \beta_P)}$$

$$S_{IP}(x) = \frac{x - w_{IP}(x)(1 + \phi_P) + \lambda_P(1 - \beta_P) \frac{(1 + \phi_P)}{(1 - \tau_P)} \int_{x_{IP}^*}^{\infty} S_{IP}(x') f_P(x') dx' + r \Psi \left(\frac{1 - \tau_P}{1 + \phi_P} \right)}{(r + \lambda_P)(1 - \beta_P)}$$

$$S_T(x) = \frac{x - w_T(x)(1 + \phi_T)}{(r + \lambda_T)(1 - \beta_T)} \left(\frac{1 - \tau_T}{1 + \phi_T} \right)$$

The firm's flow value of an unfilled vacancy, written in terms of the total surplus, are (using the free entry condition $V_T = V_P = 0$):

$$k_P = \alpha_e^P (1 - \beta_P) \frac{(1 + \phi_P)}{(1 - \tau_P)} \int_{x_{OP}^*}^{\infty} S_{OP}(x) f_P(x) dx$$

$$k_T = \alpha_e^T (1 - \beta_T) \frac{(1 + \phi_T)}{(1 - \tau_T)} \int_{x_T^*}^{\infty} S_T(x) f_T(x) dx$$

APPENDIX A2: COMPUTATIONAL ALGORITHM

This appendix presents the algorithm to computationally implement the model. The algorithm is essentially a fixed point algorithm on η and q , which exploits the recursive nature of the model in these two endogenous variables. The algorithm is as follows:

1. Guess values for η^0 and q^0 (note that $\alpha_w^P = m[\eta q]$, $\alpha_w^T = m[(1-\eta)q]$, $\alpha_c^P = \frac{m[\eta q]}{\eta q}$ and $\alpha_c^T = \frac{m[(1-\eta)q]}{(1-\eta)q}$). Calculate:

$$rU = b + \left(\frac{1 - \tau_P}{1 + \phi_P} \right) \frac{\eta q \beta_P k_P}{(1 - \beta_P)} + \left(\frac{1 - \tau_T}{1 + \phi_T} \right) \frac{(1 - \eta) q \beta_T k_T}{(1 - \beta_T)}$$

2. Given rU iterate the following bellman equations to find the fixed point on x_{IP}^* . Guess $x_{IP}^{*,0}$ and update:

$$x_{IP}^{*,n} = \frac{(1 + \phi_P)}{(1 - \tau_P)} rU - r\Psi - \frac{\lambda_P}{r + \lambda_P} \int_{x_{IP}^{*,n-1}}^{\infty} (x' - x_{IP}^{*,n-1}) f_P(x') dx'$$

3. Given x_{IP}^* and rU calculate:

$$\begin{aligned} x_{OP}^* &= x_{IP}^* + (\lambda_P + r) \Psi \\ x_T^* &= \frac{(1 + \phi_T)}{(1 - \tau_T)} rU \end{aligned}$$

4. Given x_{OP}^* and x_T^* calculate η^1 and q^1 solving the following system of equations:

$$\begin{aligned} k_P &= \frac{m[\eta q]}{\eta q} \frac{(1 - \beta_P)}{(r + \lambda_P)} \int_{x_{OP}^*}^{\infty} (x - x_{OP}^*) f_P(x) dx \\ k_T &= \frac{m[(1 - \eta) q]}{(1 - \eta) q} \frac{(1 - \beta_T)}{(r + \lambda_T)} \int_{x_T^*}^{\infty} (x - x_T^*) f_T(x) dx \end{aligned}$$

For a Cobb-Douglas matching function ($m[x] = x^\gamma$) we have:

$$q = (\Xi_T)^{\frac{1}{\gamma-1}} + (\Xi_P)^{\frac{1}{\gamma-1}} \quad \eta = \frac{(\Xi_P)^{\frac{1}{\gamma-1}}}{(\Xi_T)^{\frac{1}{\gamma-1}} + (\Xi_P)^{\frac{1}{\gamma-1}}}$$

where:

$$\begin{aligned} \Xi_P &= k_P \div \frac{(1 - \beta_P)}{(r + \lambda_P)} \int_{x_{OP}^*}^{\infty} (x - x_{OP}^*) f_P(x) dx \\ \Xi_T &= k_T \div \frac{(1 - \beta_T)}{(r + \lambda_T)} \int_{x_T^*}^{\infty} (x - x_T^*) f_T(x) dx \end{aligned}$$

5. If $|q^0 - q^1| < \varepsilon^q$ and $|\eta^0 - \eta^1| < \varepsilon^\eta$ then we have a solution, otherwise update $q^{new} = q^0 + \theta^q (q^1 - q^0)$ and $\eta^{new} = \eta^0 + \theta^\eta (\eta^1 - \eta^0)$ and return to step 1. ε^i and θ^i , for $i = q, \eta$, are the tolerance level and the step size, respectively.

APPENDIX A3: WAGES CONTRIBUTION TO THE LIKELIHOOD FUNCTION

To find the wages distribution conditional on the model, the first step is to map the productivity distribution for each type of contract into an unconditional wages distribution. First, mapping the productivity distribution to a wage distribution for a new hire with permanent contract (outsider) gives:

$$\begin{aligned}
G(w_i|OP) &= \Pr(W \leq w_i|OP) \\
&= \Pr\left(\frac{\beta_P(x - \lambda_P\Psi) + (1 - \beta_P)\frac{(1+\phi_P)}{(1-\tau_P)}rU}{(1 + \phi_P)} \leq w_i|OP\right) \\
&= \Pr\left(x \leq w_i\frac{(1 + \phi_P)}{\beta_P} - \frac{(1 - \beta_P)}{\beta_P}\frac{(1 + \phi_P)}{(1 - \tau_P)}rU + \lambda_P\Psi|OP\right) \\
&= F_P\left(w_i\frac{(1 + \phi_P)}{\beta_P} - \frac{(1 - \beta_P)}{\beta_P}\frac{(1 + \phi_P)}{(1 - \tau_P)}rU + \lambda_P\Psi\right)
\end{aligned}$$

Second, the wages distribution for continuing employees with permanent contracts (insiders) that result from the same mapping is:

$$\begin{aligned}
G(w_i|P, IP) &= \Pr(W \leq w_i|IP) \\
&= \Pr\left(\frac{\beta_P(x + r\Psi) + (1 - \beta_P)\frac{(1+\phi_P)}{(1-\tau_P)}rU}{(1 + \phi_P)} \leq w_i|IP\right) \\
&= \Pr\left(x \leq w_i\frac{(1 + \phi_P)}{\beta_P} - \frac{(1 - \beta_P)}{\beta_P}\frac{(1 + \phi_P)}{(1 - \tau_P)}rU - r\Psi|IP\right) \\
&= F_P\left(w_i\frac{(1 + \phi_P)}{\beta_P} - \frac{(1 - \beta_P)}{\beta_P}\frac{(1 + \phi_P)}{(1 - \tau_P)}rU - r\Psi\right)
\end{aligned}$$

Finally, in the case of a temporary job, the mapping gives:

$$\begin{aligned}
G(w_i|T) &= \Pr(W \leq w_i|T) \\
&= \Pr\left(\frac{\beta_Tx + (1 - \beta_T)\frac{(1+\phi_T)}{(1-\tau_T)}rU}{(1 + \phi_T)} \leq w_i|T\right) \\
&= \Pr\left(x \leq \frac{(1 + \phi_T)}{\beta_T}w_i - \frac{(1 - \beta_T)}{\beta_T}\frac{(1 + \phi_T)}{(1 - \tau_T)}rU|T\right) \\
&= F_T\left(\frac{(1 + \phi_T)}{\beta_T}w_i - \frac{(1 - \beta_T)}{\beta_T}\frac{(1 + \phi_T)}{(1 - \tau_T)}rU\right)
\end{aligned}$$

Note that in the data the distributions of accepted wages are observed. These distributions, conditional on the model, are truncations of the the above unconditional wages distributions and the truncation point is the reservations wage (this value is also a mapping from the reservation productivity using wages equations). Conditioning on wages above the

reservation value and taking into account that wages are observed only for those who are employed, the following is obtained:

$$g(w_i|w_i > w_{OP}(x_{OP}^*), OP, i \in E_P) = \frac{\frac{(1+\phi_P)}{\beta_P} f_P \left(w_i \frac{(1+\phi_P)}{\beta_P} - \frac{(1-\beta_P)}{\beta_P} \frac{(1+\phi_P)}{(1-\tau_P)} rU + \lambda_P \Psi \right)}{1 - G(w_{OP}(x_{OP}^*)|OP)}$$

$$g(w_i|w_i > w_{IP}(x_{IP}^*), IP, i \in E_P) = \frac{\frac{(1+\phi_P)}{\beta_P} f_P \left(w_i \frac{(1+\phi_P)}{\beta_P} - \frac{(1-\beta_P)}{\beta_P} \frac{(1+\phi_P)}{(1-\tau_P)} rU - r\Psi \right)}{1 - G(w_{IP}(x_{IP}^*)|IP)}$$

$$g(w_i|w_i > w_T(x_T^*), T, i \in E_T) = \frac{\frac{(1+\phi_T)}{\beta_T} f_T \left(w_i \frac{(1+\phi_T)}{\beta_T} - \frac{(1-\beta_T)}{\beta_T} \frac{(1+\phi_T)}{(1-\tau_T)} rU \right)}{1 - G(w_T(x_T^*)|T)}$$

Removing the condition of being an employee and using the probability of having a permanent or a temporary contract (that is, the equilibrium employment rate in each type of contract) result in:

$$g(w_i, i \in E_P | w_i > w_{OP}(x_{OP}^*), OP) = \frac{\frac{(1+\phi_P)}{\beta_P} f_P \left(w_i \frac{(1+\phi_P)}{\beta_P} - \frac{(1-\beta_P)}{\beta_P} \frac{(1+\phi_P)}{(1-\tau_P)} rU + \lambda_P \Psi \right)}{1 - G(w_{OP}(x_{OP}^*)|OP)} e_{OP}$$

$$g(w_i, i \in E_P | w_i > w_{IP}(x_{IP}^*), IP) = \frac{\frac{(1+\phi_P)}{\beta_P} f_P \left(w_i \frac{(1+\phi_P)}{\beta_P} - \frac{(1-\beta_P)}{\beta_P} \frac{(1+\phi_P)}{(1-\tau_P)} rU - r\Psi \right)}{1 - G(w_{IP}(x_{IP}^*)|IP)} e_{IP}$$

$$g(w_i, i \in E_T | w_i > w_T(x_T^*), T) = \frac{\frac{(1+\phi_T)}{\beta_T} f_T \left(w_i \frac{(1+\phi_T)}{\beta_T} - \frac{(1-\beta_T)}{\beta_T} \frac{(1+\phi_T)}{(1-\tau_T)} rU \right)}{1 - G(w_T(x_T^*)|T)} e_T$$

The next step is to remove the condition of whether the worker with permanent contract is an outsider or an insider. Using the fact that $w_{IP}(x_{IP}^*) = w_{OP}(x_{OP}^*) = w_P(x_P^*)$, the density of permanent job's wages is:

$$g(w_i, i \in E_P | w_i > w_P(x_P^*), P) = g(w_i, i \in E | w_i > w_P(x_P^*), P, OP) \Pr(OP) \\ + g(w_i, i \in E | w_i > w_P(x_P^*), P, IP) \Pr(IP)$$

where $\Pr(OP)$ is the probability of receiving zero shocks in t . This probability depends on the duration of the job. The more the contract lasts the less likely is the fact that no productivity shocks have arrived. Conditional on the model, productivity shocks arrive at a Poisson rate λ_P , and therefore $\Pr(OP) = \Pr[\text{receive 0 shocks in } t] = \exp(-\lambda_P t_{e_P})$ and $\Pr(IP) = 1 - \Pr(OP)$. Hence:

$$g(w_i, i \in E_P | w_i > w_P(x_P^*), P) = \left[\frac{\exp(-\lambda_P t_{i,e_P}) \frac{(1+\phi_P)}{\beta_P} f_P \left(w_i \frac{(1+\phi_P)}{\beta_P} - \frac{(1-\beta_P)}{\beta_P} \frac{(1+\phi_P)}{(1-\tau_P)} rU + \lambda_P \Psi \right)}{1 - G(w_P(x_P^*)|P, OP)} \right. \\ \left. + \frac{(1 - \exp(-\lambda_P t_{i,e_P})) \frac{(1+\phi_P)}{\beta_P} f_P \left(w_i \frac{(1+\phi_P)}{\beta_P} - \frac{(1-\beta_P)}{\beta_P} \frac{(1+\phi_P)}{(1-\tau_P)} rU - r\Psi \right)}{1 - G(w_P(x_P^*)|P, IP)} \right] e_P$$

APPENDIX A4: PARAMETER IDENTIFICATION IN THE LIKELIHOOD FUNCTION

Identification is formally shown by closely following Flabbi (2010). Recalling that the likelihood function was:

$$\begin{aligned} L(\Theta^L; w, t) &= \prod_{i=1}^N [f_u(t_{i,u}, i \in U)]^u \\ &\quad \times [g(w_i, i \in E_P | w_i > w_P(x_P^*), P)]^{e_P \times (1-u)} \\ &\quad \times [g(w_i, i \in E_T | w_i > w_T(x_T^*), T)]^{(1-e_P) \times (1-u)} \end{aligned}$$

or alternatively using logarithm:

$$\begin{aligned} \ln L(\Theta^L; w, t) &= \sum_{i \in N_u} \ln f_u(t_{i,u}, i \in U) + \sum_{i \in N_P} \ln g(w_i, i \in E_P | w_i > w_P(x_P^*), P) \\ &\quad + \sum_{i \in N_T} \ln g(w_i, i \in E_T | w_i > w_T(x_T^*), T) \end{aligned}$$

Using the contribution of unemployment duration and wages, the likelihood becomes:

$$\begin{aligned} \ln L(\Theta^L; w, t) &= \sum_{i \in N_{u,p}} \ln [h_u^P \exp(-h_u^P t_{u,i})] + \sum_{i \in N_{u,T}} \ln [h_u^T \exp(-h_u^T t_{u,i})] + \sum_{i \in N_u} \ln u \\ &\quad + \sum_{i \in N_T} \ln \left[\frac{\frac{(1+\phi_T)}{\beta_T} f_T \left(w_i \frac{(1+\phi_T)}{\beta_T} - \frac{(1-\beta_T)}{\beta_T} \frac{(1+\phi_T)}{(1-\tau_T)} rU \right)}{1 - F_T(x_T^*)} \right] + \sum_{i \in N_T} \ln e_T \\ &\quad + \sum_{i \in N_P} \ln \left[\frac{\exp(-\lambda_P t_{i,e_P}) \frac{(1+\phi_P)}{\beta_P} f_P \left(w_i \frac{(1+\phi_P)}{\beta_P} - \frac{(1-\beta_P)}{\beta_P} \frac{(1+\phi_P)}{(1-\tau_P)} rU + \lambda_P \Psi \right)}{1 - F_P(x_{OP}^*)} \right. \\ &\quad \left. + \frac{(1 - \exp(-\lambda_P t_{i,e_P})) \frac{(1+\phi_P)}{\beta_P} f_P \left(w_i \frac{(1+\phi_P)}{\beta_P} - \frac{(1-\beta_P)}{\beta_P} \frac{(1+\phi_P)}{(1-\tau_P)} rU - r\Psi \right)}{1 - F_P(x_{IP}^*)} \right] \\ &\quad + \sum_{i \in N_P} \ln e_P \end{aligned} \tag{A4.1}$$

Considering first the contribution of unemployment duration, the unemployment rate, and the employment rates in jobs with both types of contracts in equation (A4.1):

$$N_{u,p} h_u^P - h_u^P \sum_{i \in N_{u,p}} t_{u,i} + N_{u,T} h_u^T - h_u^T \sum_{i \in N_{u,T}} t_{u,i} + N_u \ln u + N_T \ln e_T + N_P \ln e_P$$

The steady-state equilibrium conditions, equations (10) to (12), can be written in terms of the hazard rates out of unemployment and out of employment in the following way:

$$u = \frac{h_E^T h_E^P}{h_u^P h_E^T + h_u^T h_E^P + h_E^T h_E^P}, \quad e_P = \frac{h_u^P h_E^T}{h_u^P h_E^T + h_u^T h_E^P + h_E^T h_E^P}, \quad e_T = \frac{h_u^T h_E^P}{h_u^P h_E^T + h_u^T h_E^P + h_E^T h_E^P}$$

where:

$$h_u^P = \alpha_w^P [1 - F_P(x_{OP}^*)], \quad h_u^T = \alpha_w^T [1 - F_T(x_T^*)], \quad h_E^P = \lambda_P F_P(x_{IP}^*), \quad h_E^T = \lambda_T$$

Replacing these equations, the following is obtained:

$$N_{u,p}h_u^P - h_u^P \sum_{i \in N_{u,p}} t_{u,i} + N_{u,T}h_u^T - h_u^T \sum_{i \in N_{u,T}} t_{u,i} + (N_u + N_T) \ln h_E^P + (N_u + N_P)h_E^T$$

$$N_T \ln h_u^T + N_P \ln h_u^P + N \ln \left(h_u^P h_E^T + h_u^T h_E^P + h_E^T h_E^P \right)$$

Now, taking the first order conditions with respect to the hazard rates:

$$h_u^P : N_{u,p} - \sum_{i \in N_{u,p}} t_{u,i} + N_P \frac{1}{h_u^P} + N \frac{1}{h_u^P h_E^T + h_u^T h_E^P + h_E^T h_E^P} h_E^T = 0$$

$$h_u^T : N_{u,T} - \sum_{i \in N_{u,T}} t_{u,i} + N_T \frac{1}{h_u^T} + N \frac{1}{h_u^P h_E^T + h_u^T h_E^P + h_E^T h_E^P} h_E^P = 0$$

$$h_E^P : (N_u + N_T) \frac{1}{h_E^P} + N \frac{1}{h_u^P h_E^T + h_u^T h_E^P + h_E^T h_E^P} (h_u^T + h_E^T) = 0$$

$$h_E^T : (N_u + N_P) \frac{1}{h_E^T} + N \frac{1}{h_u^P h_E^T + h_u^T h_E^P + h_E^T h_E^P} (h_u^P + h_E^P) = 0$$

The system can be solved for the four unknowns. So the hazard rates out of unemployment and out of employment are identified just with unemployment duration data and the transitions from unemployment to both types of contracts. In terms of the model parameters:

$$h_u^P = \alpha_w^P [1 - F_P(x_{OP}^*)] \quad (\text{A4.2})$$

$$h_u^T = \alpha_w^T [1 - F_T(x_T^*)] \quad (\text{A4.3})$$

$$h_E^P = \lambda_P F_P(x_{TP}^*) \quad (\text{A4.4})$$

$$h_E^T = \lambda_T \quad (\text{A4.5})$$

On the other hand, recalling from equation (A4.1), the contribution to the likelihood of wage of temporary workers was:

$$\sum_{i \in N_T} \ln \left[\frac{\frac{(1+\phi_T)}{\beta_T} f_T \left(w_i \frac{(1+\phi_T)}{\beta_T} - \frac{(1-\beta_T)}{\beta_T} \frac{(1+\phi_T)}{(1-\tau_T)} rU \right)}{1 - F_T(x_T^*)} \right]$$

Now, using location and scale parameters notation:

$$\sum_{i \in N_T} \ln \left[\frac{\frac{1}{s_T} f_T \left(\frac{w_i - L_T}{s_T} \right)}{1 - F_T(x_T^*)} \right]$$

where:

$$L_T = \frac{(1-\beta_T)}{(1-\tau_T)} rU + \frac{\beta_T}{(1+\phi_T)} \mu_T^x \quad (\text{A4.6})$$

$$s_T = \frac{\beta_T}{(1+\phi_T)} \sigma_T^x \quad (\text{A4.7})$$

Note that L_T and S_T are identified from temporary jobs wage data. Finally, the wage contribution to the likelihood of workers with permanent contracts in equation (A4.1) was:

$$\sum_{i \in N_p} \ln \left[\frac{\exp(-\lambda_P t_{i,ep}) \frac{(1+\phi_P)}{\beta_P} f_P \left(w_i \frac{(1+\phi_P)}{\beta_P} - \frac{(1-\beta_P)}{\beta_P} \frac{(1+\phi_P)}{(1-\tau_P)} rU + \lambda_P \Psi \right)}{1 - F_P(x_{OP}^*)} + \frac{(1 - \exp(-\lambda_P t_{i,ep})) \frac{(1+\phi_P)}{\beta_P} f_P \left(w_i \frac{(1+\phi_P)}{\beta_P} - \frac{(1-\beta_P)}{\beta_P} \frac{(1+\phi_P)}{(1-\tau_P)} rU - r\Psi \right)}{1 - F_P(x_{IP}^*)} \right]$$

Now, using the location and scale parameters notation again, the following is obtained:

$$\sum_{i \in N_p} \ln \left[\frac{\exp(-\lambda_P t_{i,ep}) \frac{1}{S_{OP}} f_P \left(\frac{w_i - L_{OP}}{S_{OP}} \right)}{1 - F_P(x_{OP}^*)} + \frac{(1 - \exp(-\lambda_P t_{i,ep})) \frac{1}{S_{IP}} f_P \left(\frac{w_i - L_{IP}}{S_{IP}} \right)}{1 - F_P(x_{IP}^*)} \right]$$

where:

$$L_{OP} = \frac{(1 - \beta_P)}{(1 - \tau_P)} rU + \lambda_P \Psi + \frac{\beta_P}{(1 + \phi_P)} \mu_P^x \quad (\text{A4.8})$$

$$L_{IP} = \frac{(1 - \beta_P)}{(1 - \tau_P)} rU - r\Psi + \frac{\beta_P}{(1 + \phi_P)} \mu_P^x \quad (\text{A4.9})$$

$$S_{OP} = S_{IP} = S_P = \frac{\beta_P}{(1 + \phi_P)} \sigma_P^x \quad (\text{A4.10})$$

The contribution of permanent job wages is a mixture of two truncated normal distributions that share the same scale parameter. Because the weights change in a deterministic way, Teicher (1963) result apply so $L_{OP}, L_{IP}, S_P, \lambda_P$ are identified from wage data. Finally, the model restrictions are:

$$x_{IP}^* = \frac{(1 + \phi_P)}{(1 - \tau_P)} rU - r\Psi - \frac{\lambda_P}{r + \lambda_P} \int_{x_{IP}^*}^{\infty} (x' - x_{IP}^*) f_P(x') dx' \quad (\text{A4.11})$$

$$x_{OP}^* = x_{IP}^* + (\lambda_P + r) \Psi \quad (\text{A4.12})$$

$$x_T^* = \frac{(1 + \phi_T)}{(1 - \tau_T)} rU \quad (\text{A4.13})$$

It is possible to recover all the model parameters in the likelihood by solving equations (A4.2) to (A4.13) for twelve unknowns, $(\alpha_w^P, \alpha_w^T, \lambda_P, \lambda_T, rU, x_{OP}^*, x_{IP}^*, x_T^*, \mu_x^P, \sigma_x^P, \mu_x^T, \sigma_x^T)$.

REFERENCES

- Aguirregabiria, Victor and Cesar Alonso-Borrego**, "Labor Contracts and Flexibility: Evidence from a Labor Market Reform in Spain," Working Papers tecipa-346, University of Toronto, Department of Economics February 2009.
- Albrecht, James, Lucas Navarro, and Susan Vroman**, "The Effects of Labour Market Policies in an Economy with an Informal Sector," *Economic Journal*, 07 2009, 119 (539), 1105–1129.
- Alvarez, Fernando and Marcelo Veracierto**, "Fixed-term employment contracts in an equilibrium search model," *Journal of Economic Theory*, 2012, 147 (5), 1725 – 1753.
- Belani, Dolly, Pablo García, and Ernesto Pastén**, "Curva de Beveridge, Vacantes y Desempleo: Chile 1986-2002.II," Working Papers Central Bank of Chile 191, Central Bank of Chile November 2002.
- Bentolila, Samuel and Juan J. Dolado**, "Labour Flexibility and Wages: Lessons from Spain," *Economic Policy*, 1994, 9 (18), pp. 53–99.
- Blanchard, Olivier and Augustin Landier**, "The Perverse Effects of Partial Labour Market Reform: fixed-Term Contracts in France," *Economic Journal*, June 2002, 112 (480), F214–F244.
- Bosch, Mariano and Julen Esteban-Pretel**, "Job creation and job destruction in the presence of informal markets," *Journal of Development Economics*, 2012, 98 (2), 270–286.
- Bosio, Giulio**, "Temporary employment and wage gap with permanent jobs: evidence from quantile regression," MPRA Paper 16055, University Library of Munich, Germany February 2009.
- Bover, Olympia and Ramón Gómez**, "Another look at unemployment duration: exit to a permanent vs. a temporary job," *Investigaciones Economicas*, May 2004, 28 (2), 285–314.
- Cahuc, Pierre and Fabien Postel-Vinay**, "Temporary jobs, employment protection and labor market performance," *Labour Economics*, February 2002, 9 (1), 63–91.
- Cao, Shutao, Enchuan Shao, and Pedro Silos**, "Fixed-Term and Permanent Employment Contracts: Theory and Evidence," Working Papers 11-21, Bank of Canada 2011.
- Carpio, Susana, David Giuliodori, Graciana Rucci, and Rodolfo Stucchi**, "The Effect of Temporary Contracts on Human Capital Accumulation in Chile," IDB Publications 35358, Inter-American Development Bank March 2011.
- Dolado, Juan José and Rodolfo Stucchi**, "Do Temporary Contracts Affect TFP? Evidence from Spanish Manufacturing Firms," IZA Discussion Papers 3832, Institute for the Study of Labor (IZA) November 2008.
- Eckstein, Zvi and Gerard J. van den Berg**, "Empirical labor search: A survey," *Journal of Econometrics*, February 2007, 136 (2), 531–564.

- _____ and **Kenneth I Wolpin**, "Duration to First Job and the Return to Schooling: Estimates from a Search-Matching Model," *Review of Economic Studies*, April 1995, 62 (2), 263–86.
- Edwards, Sebastian and Alejandra Cox Edwards**, "Economic Reforms and Labor Markets: Policy Issues and Lessons from Chile," NBER Working Papers 7646, National Bureau of Economic Research, Inc April 2000.
- Fajnzylber, Eduardo, Cristóbal Huneeus, and Andrea Repetto**, "Workers Choices in the Chilean Unemployment Insurance System," 2009.
- Felgueroso, Florentino and Sara De la Rica Goiricelaya**, "Wage differentials between Permanent and Temporal Contracts: Further Evidence," DFAEII Working Papers 2002-07, University of the Basque Country - Department of Foundations of Economic Analysis II July 1999.
- Flabbi, Luca**, "Gender Discrimination Estimation In A Search Model With Matching And Bargaining," *International Economic Review*, 08 2010, 51 (3), 745–783.
- _____ and **Marco Leonardi**, "Sources of earnings inequality: Estimates from an on-the-job search model of the US labor market," *European Economic Review*, August 2010, 54 (6), 832–854.
- Flinn, C. and J. Heckman**, "New methods for analyzing structural models of labor force dynamics," *Journal of Econometrics*, January 1982, 18 (1), 115–168.
- Flinn, Christopher J.**, "Labour Market Structure and Inequality: A Comparison of Italy and the U.S.," *Review of Economic Studies*, July 2002, 69 (3), 611–45.
- Flinn, Christopher J.**, "Minimum Wage Effects on Labor Market Outcomes under Search, Matching, and Endogenous Contact Rates," *Econometrica*, 07 2006, 74 (4), 1013–1062.
- Fuenzalida, Darcy and Samuel Mongrut**, "Estimation of Discount Rates in Latin America: Empirical Evidence and Challenges," *Journal of Economics, Finance and Administrative Science*, 2010, 15, 7–44.
- Gobierno de Chile**, *Código del Trabajo* 2001.
- Güell, Maia**, "Fixed-Term Contracts and the Duration Distribution of Unemployment," IZA Discussion Papers 791, Institute for the Study of Labor (IZA) June 2003.
- Harrison, Ann E and Edward Leamer**, "Labor Markets in Developing Countries: An Agenda for Research," *Journal of Labor Economics*, July 1997, 15 (3), S1–19.
- Heckman, James J. and Carmen Pages**, "The Cost of Job Security Regulation: Evidence from Latin American Labor Markets," NBER Working Papers 7773, National Bureau of Economic Research, Inc June 2000.
- Hosios, Arthur J.**, "On the Efficiency of Matching and Related Models of Search and Unemployment," *Review of Economic Studies*, April 1990, 57 (2), 279–98.

- Kalleberg, Arne L.**, "Nonstandard Employment Relations: Part-time, Temporary and Contract Work," *Annual Review of Sociology*, 2000, 26 (1), 341–365.
- Macho-Stadler, Ines, David Perez-Castrillo, and Nicolás Porteiro**, "Optimal Coexistence of Long-term and Short-term contracts in Labor Markets," UFAE and IAE Working Papers, Unitat de Fonaments de l'Anàlisi Econòmica (UAB) and Institut d'Anàlisi Econòmica (CSIC) 2011.
- Mortensen, Dale T and Christopher A Pissarides**, "Job Creation and Job Destruction in the Theory of Unemployment," *Review of Economic Studies*, July 1994, 61 (3), 397–415.
- Mortensen, Dale T. and Christopher A. Pissarides**, "Job Reallocation, Employment Fluctuations and Unemployment," in J. B. Taylor and M. Woodford, eds., *Handbook of Macroeconomics*, Vol. 1 of *Handbook of Macroeconomics*, Elsevier, 1999, chapter 18, pp. 1171–1228.
- _____ and _____, "New developments in models of search in the labor market," in O. Ashenfelter and D. Card, eds., *Handbook of Labor Economics*, Vol. 3 of *Handbook of Labor Economics*, Elsevier, 1999, chapter 39, pp. 2567–2627.
- Paolini, Dimitri and Juan de Tena**, "Short or long-term contract? Firm's optimal choice," *Empirica*, February 2012, 39 (1), 1–18.
- Petrongolo, Barbara and Christopher A. Pissarides**, "Looking into the Black Box: A Survey of the Matching Function," *Journal of Economic Literature*, June 2001, 39 (2), 390–431.
- Pierre, Gaelle and Stefano Scarpetta**, "Employment Regulations through the eyes of Employers - Do they matter and how do Firms Respond to them?," Policy Research Working Paper Series 3463, The World Bank December 2004.
- Pissarides, Christopher A**, *Equilibrium Unemployment Theory*, 2nd ed., The MIT Press, Cambridge, MA, 2000.
- Pissarides, Christopher A.**, "Employment Protection," *Labour Economics*, May 2001, 8 (2), 131–159.
- Puentes, Esteban and Dante Contreras**, "Informal jobs and contribution to social security: Evidence from a double selection model," Working Papers wp307, University of Chile, Department of Economics December 2009.
- Subsecretaría de Previsión Social**, "Social Protection Survey," available in www.proteccionsocial.cl, 2002.
- Wasmer, Etienne**, "Competition for Jobs in a Growing Economy and the Emergence of Dualism," *Economic Journal*, July 1999, 109 (457), 349–71.
- World Bank**, *Doing Business in 2006: Creating Jobs* 2005.

TABLE 1. Number of Employments by Type (CASEN, 2006)

	All		Unskilled		Skilled	
	Obs	Percent	Obs	Percent	Obs	Percent
Permanent	15,608	64.95	12,970	62.07	2,638	84.17
Fixed Tem	3,121	12.99	2,806	13.43	315	10.05
Per Task	4,955	20.62	4,803	22.99	152	4.85
Internship	49	0.2	43	0.21	6	0.19
Other Temporary	296	1.23	273	1.31	23	0.73
Permanent	15,608	64.95	12,970	62.07	2,638	84.17
Temporary	8,421	35.04	7,925	37.94	496	15.82

Note: Temporary includes Fixed-Term, Per Task, Internship and Other Temporary.

Sample: Men, head of household, between 25 and 60 years old, and without college degree.

TABLE 2. Number of Employments by Type and Age (CASEN, 2006)

	All			Unskilled			Skilled		
	Obs	%Row	%Col	Obs	%Row	%Col	Obs	%Row	%Col
Permanent									
<= 30	1,564	61.97	10.02	1,249	59.00	9.63	315	77.40	11.94
31 – 40	4,931	63.83	31.59	3,987	60.49	30.74	944	83.25	35.78
41 – 50	5,560	65.26	35.62	4,732	62.66	36.48	828	85.54	31.39
51 – 60	3,553	67.55	22.76	3,002	64.77	23.15	551	88.16	20.89
Total	15,608	64.95	100.00	12,970	62.07	100.00	2,638	84.17	100.00
Temporary									
<= 30	960	38.03	11.40	868	41.00	10.95	92	22.60	18.55
31 – 40	2,794	36.17	33.18	2,604	39.51	32.86	190	16.75	38.31
41 – 50	2,960	34.74	35.15	2,820	37.34	35.58	140	14.46	28.23
51 – 60	1,707	32.45	20.27	1,633	35.23	20.61	74	11.84	14.92
Total	8,421	35.05	100.00	7,925	37.93	100.00	496	15.83	100.00

Note: Temporary includes Fixed-Term, Per Task, Internship and Other Temporary.

Sample: Men, head of household, between 25 and 60 years old, and without college degree.

TABLE 3. Average Duration by Type of Employment (CASEN, 2006)

	All		Unskilled		Skilled	
	Average	S.D.	Average	S.D.	Average	S.D.
Permanent	113.21	107.51	110.87	106.52	124.71	111.57
Fixed Tem	44.62	78.95	43.97	79.03	50.42	78.03
Per Task	37.14	80.32	37.06	80.73	39.74	66.50
Internship	25.89	56.15	26.13	58.12	24.17	43.49
Other Temporary	37.45	80.61	38.75	83.32	22.05	32.19
Permanent	113.21	107.51	110.87	106.52	124.71	111.57
Temporary	39.86	79.78	39.50	80.18	45.51	73.03

Note: Temporary includes Fixed-Term, Per Task, Internship and Other Temporary.

Sample: Men, head of household, between 25 and 60 years old, and without college degree.

TABLE 4. Average Hourly Wage by Type of Employment

	All		Unskilled		Skilled	
	Average	S.D.	Average	S.D.	Average	S.D.
Permanent	2.27	2.15	1.73	1.22	4.92	3.41
Fixed Tem	1.61	1.30	1.38	0.85	3.64	2.41
Per Task	1.30	0.98	1.24	0.84	3.17	2.33
Internship	1.49	1.27	1.52	1.33	1.34	0.70
Other Temporary	1.38	1.37	1.18	0.93	3.66	2.93
Permanent	2.27	2.15	1.73	1.22	4.92	3.41
Temporary	1.42	1.13	1.29	0.85	3.47	2.41

Note: Temporary includes Fixed-Term, Per Task, Internship and Other Temporary.

Sample: Men, head of household, between 25 and 60 years old, and without college degree.

TABLE 5. Proportion of Employments by Economic Activity and Type (CASEN, 2006)

	Skilled		Unskilled	
	Permanent	Temporary	Permanent	Temporary
Agriculture, Hunting, Forestry and Fish	82.5	17.5	52.5	47.5
Mining and Quarrying	83.7	16.3	70.6	29.4
Manufacturing Electricity, Gas and Water	87.3	12.7	79.1	21.0
Construction	89.8	10.2	77.4	22.6
Wholesale, Retail and Restaurants	60.1	39.9	29.3	70.7
Transport, Storage and Communication	92.3	7.7	83.6	16.5
Financing, Insurance and Real State	83.6	16.4	76.2	23.8
Community, Social and Personal Services	89.6	10.4	80.8	19.2
Total	84.0	16.0	79.8	20.2
	84.2	15.8	62.0	38.0

Note: Temporary includes Fixed-Term, Per Task, Internship and Other Temporary.

Sample: Men, head of household, between 25 and 60 years old, and without college degree.

TABLE 6. Sample Descriptive Statistics

	Mean	S.D.
Wages (Dollars per Hour)		
$w e$	2.46	2.04
$w e_P$	2.69	2.21
$w e_T$	1.65	0.85
<i>Ratio</i>	1.63	
Duration (Months)		
$t u$	16.57	12.28
% Left Censored	6.14	
% Right Censored	15.79	
$t e_P$	105.93	81.78
% Left Censored	2.12	
% Right Censored	81.52	
$t e_T$	26.01	23.89
% Left Censored	1.54	
% Right Censored	61.4	
Transitions (Percent)		
$u \rightarrow e_P$	22.8	
$u \rightarrow e_T$	61.4	
Share by Type of Contract (Percent)		
Permanent	77.92	
Temporary	22.08	

Sample: Men, head of household, between 25 and 60 years old, and without college degree.

TABLE 7. Estimated Parameters

	Param.	Std.Err.(*)
α_w^P	0.1362	0.0004
α_w^T	0.3475	0.0022
λ_P	0.0015	0.000001
λ_T	0.0127	0.00004
x_T^*	1.1256	0.0459
x_{IP}^*	1.1211	0.0598
x_{OP}^*	1.3422	0.0598
rU	1.0928	0.0445
σ_ϵ	0.2430	0.0072
μ_P^x	-1.4306	0.0003
σ_P^x	1.6179	0.0016
μ_T^x	-0.9859	0.0099
σ_T^x	1.0932	0.0066
No. Obs.		2,170
Loglik		-4,829
F-test $\alpha_w^P = \alpha_w^T$		12,967
F-test $\mu_P^x = \mu_T^x$		231
$\sigma_P^x = \sigma_T^x$		

(*) Asymptotic standard errors.

TABLE 8. Technological and Preference Parameters

	Param.	Std.Err.
Cobb Douglas Matching Function(*)		
η	0.2493	0.0008
q	0.3841	0.0025
k_P	45.3040	1.0640
k_T	6.2272	0.4860
b	-4.0413	0.2838
Exponential Matching Function		
η	0.2675	0.0010
q	0.5093	0.0033
k_P	31.8448	0.7622
k_T	4.8135	0.3736
b	-4.0413	0.2838

(*) Belani et.al. (2002): $\gamma = 0.85$.

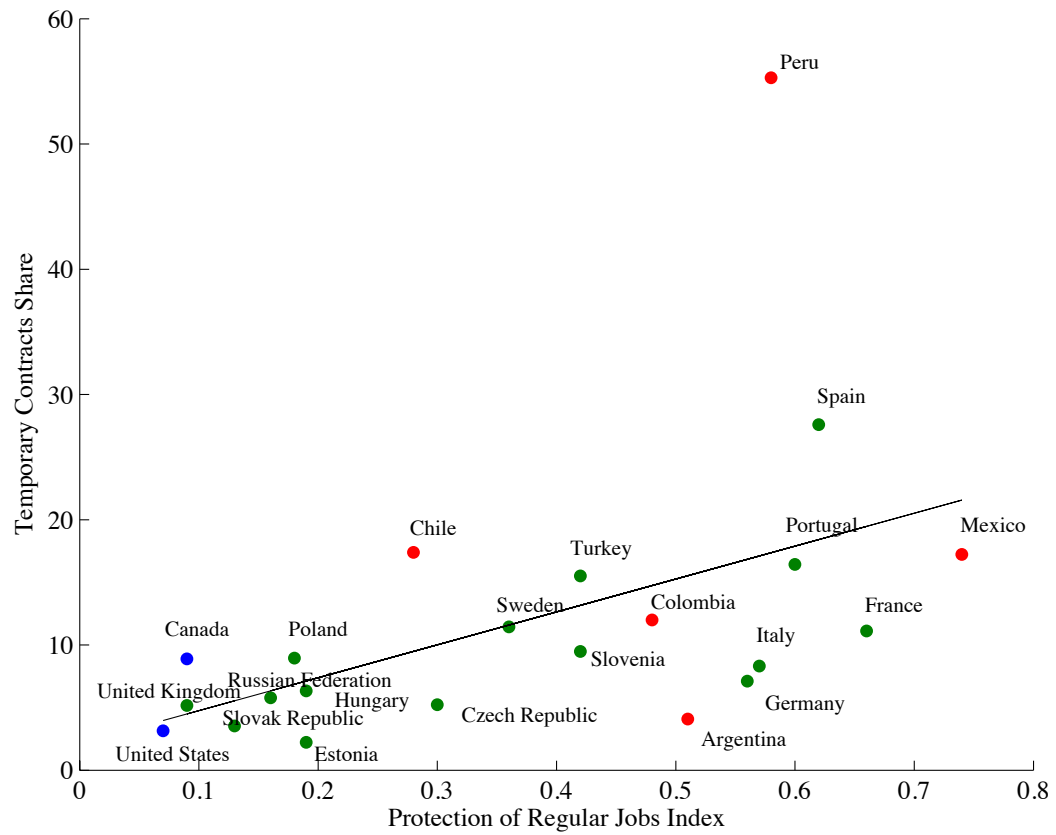
Note: Standard Errors calculated using delta method.

TABLE 9. Predicted Values

	Value	Std.Err. (*)	Data
Productivity			
$E(x_P)$	0.885	0.00206	n.a.
$V(x_P)$	9.957	0.10310	n.a.
$E(x_T)$	0.678	0.01159	n.a.
$V(x_T)$	1.060	0.05803	n.a.
Offered Wages			
$E(w_{OP})$	1.106	0.02703	n.a.
$E(w_{IP})$	1.217	0.02702	n.a.
$E(w_T)$	0.886	0.01648	n.a.
Accepted Wages			
$E(w_{OP} e_P)$	2.857	0.08946	2.69
$E(w_{IP} e_P)$	2.719	0.09172	2.69
$E(w_T e_T)$	1.704	0.04459	1.65
Labor Market Status			
u	0.049	0.00291	0.05
e_P	0.743	0.00206	0.74
e_T	0.209	0.00497	0.21
Labor Market Dynamics			
h_u	0.074	0.00563	0.060
h_{e_P}	0.001	0.00001	0.009
h_{e_T}	0.013	0.00004	0.038

(*) Standard Errors calculated using delta method.

FIGURE 1. Share of Temporary Jobs and Strictness of Protection for Regular Jobs



Sources: Pierre and Scarpetta (2004), Tokman and Martinez (1999), OECD Stats.

FIGURE 2. Sample Wages Densities by Type of Contract

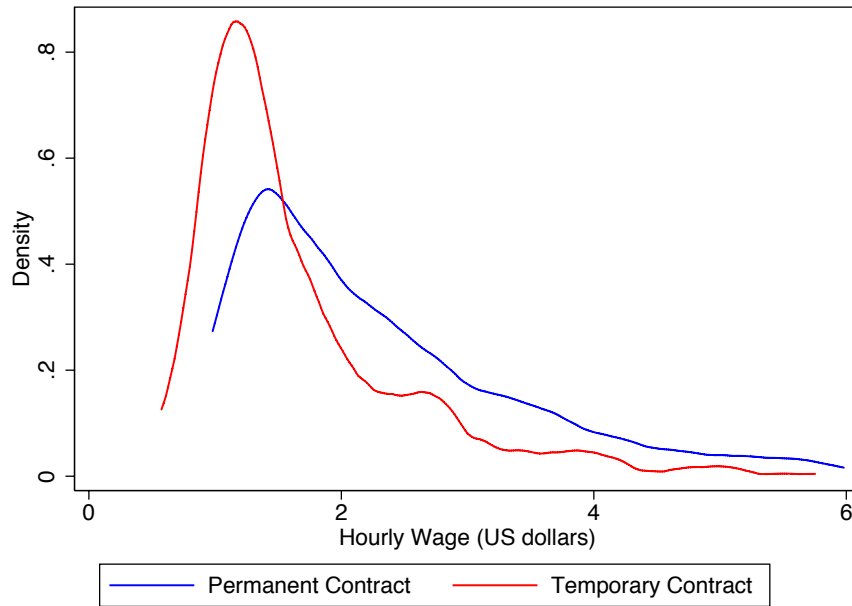


FIGURE 3. Sample Wages Densities for Permanent Contracts by Tenure



FIGURE 4. Labor Market Tightness and Proportion of Vacancies of Permanent Jobs

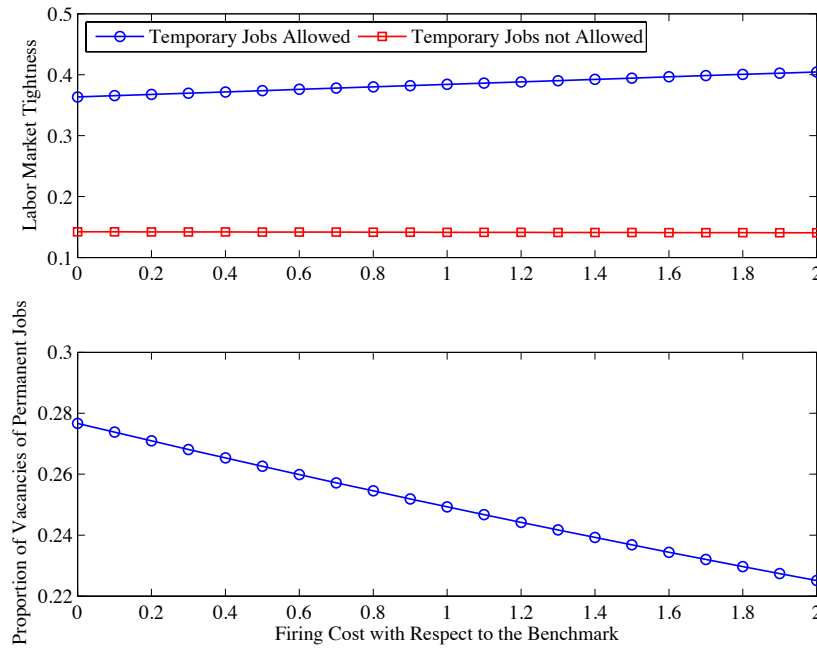


FIGURE 5. Permanent and Temporary Job Arrival Rates

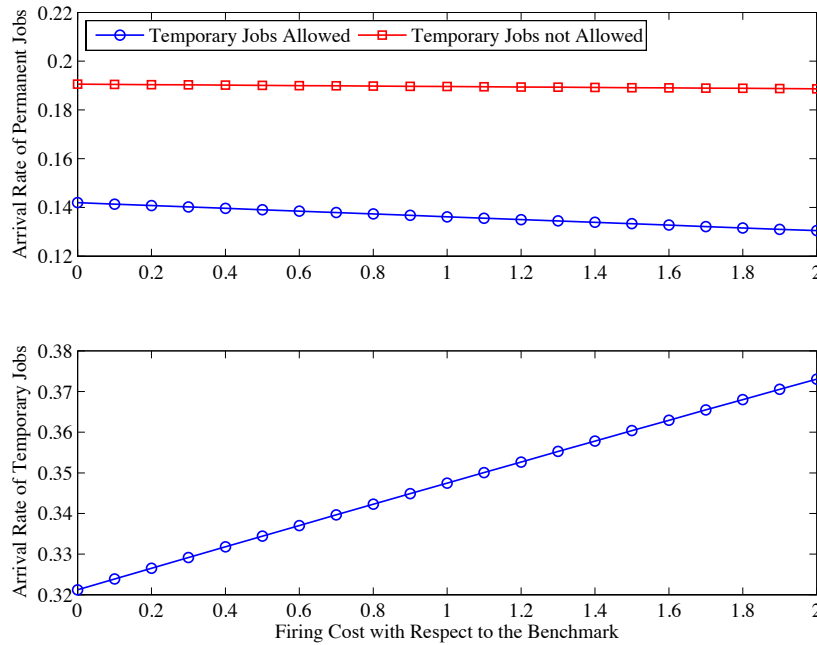


FIGURE 6. Unemployment Rate and Hazard Rate from Unemployment

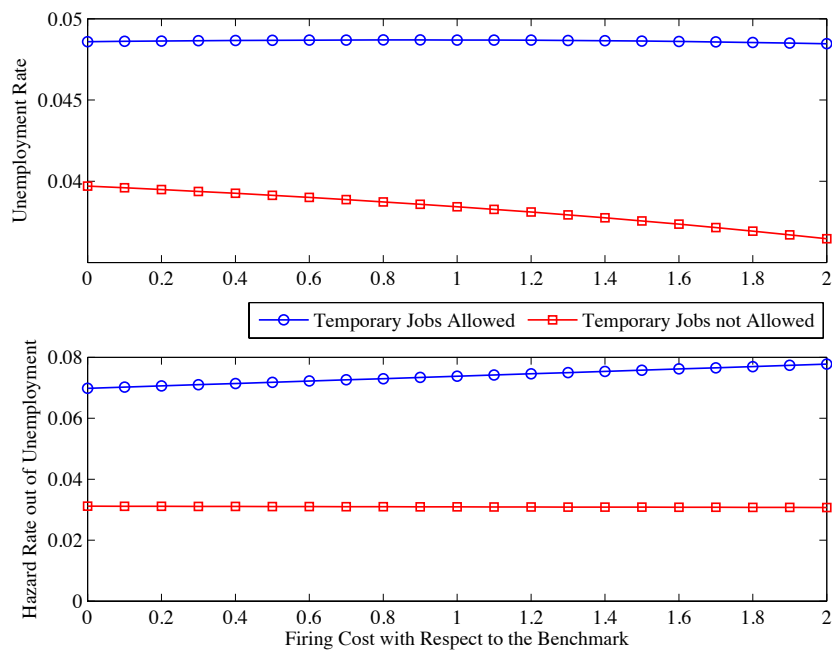


FIGURE 7. Employment Rate and Hazard Rate of Permanent Jobs

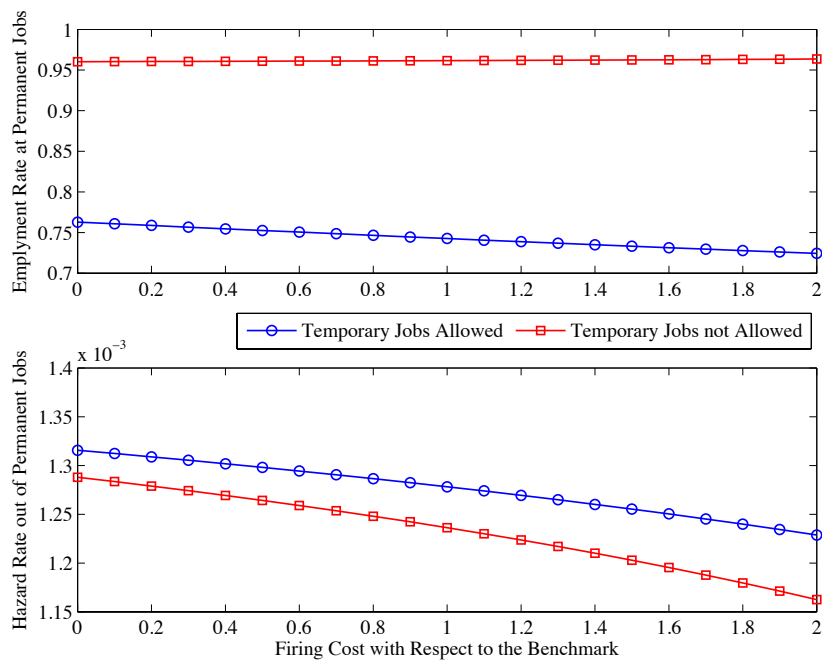


FIGURE 8. Employment Rate and Hazard Rate of Temporary Jobs

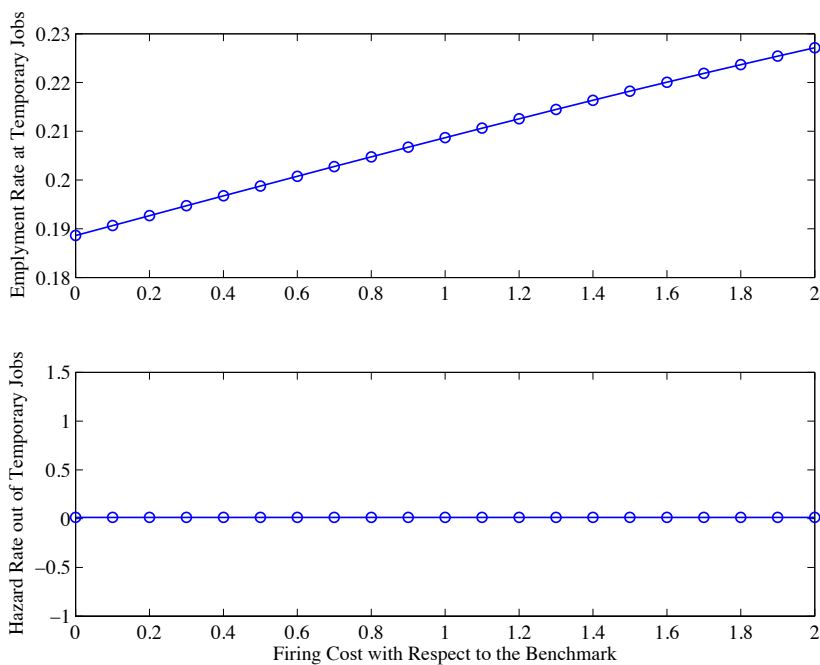


FIGURE 9. Reservation Productivities

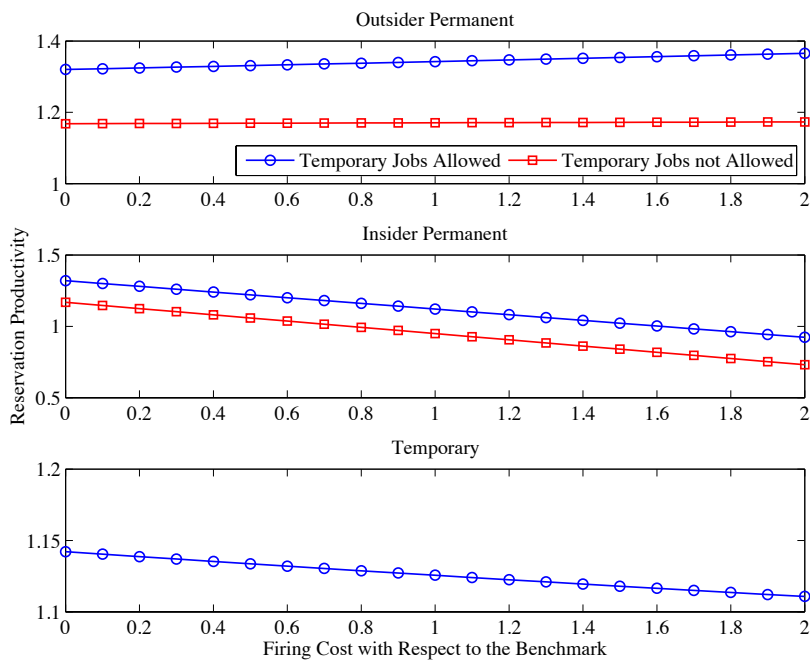


FIGURE 10. Average Offered Wages

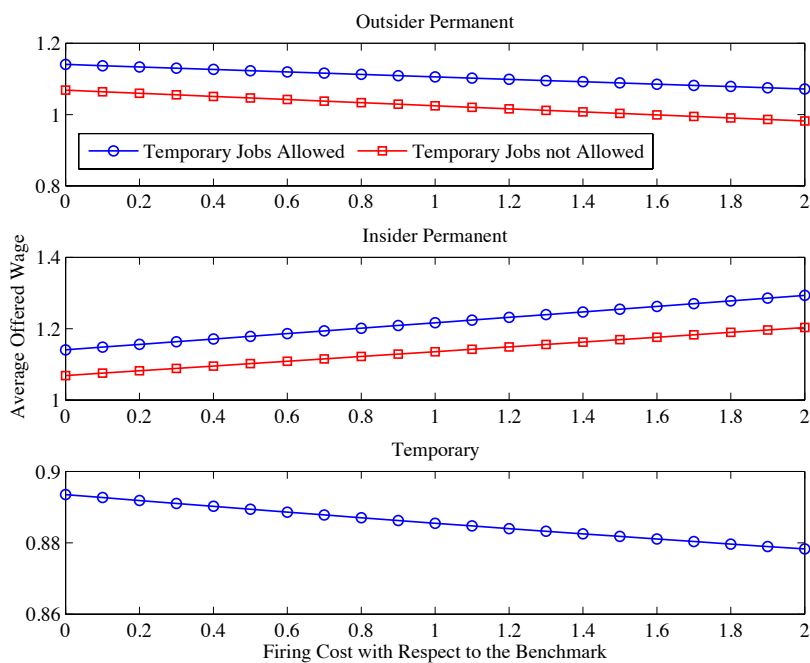


FIGURE 11. Average Accepted Wages

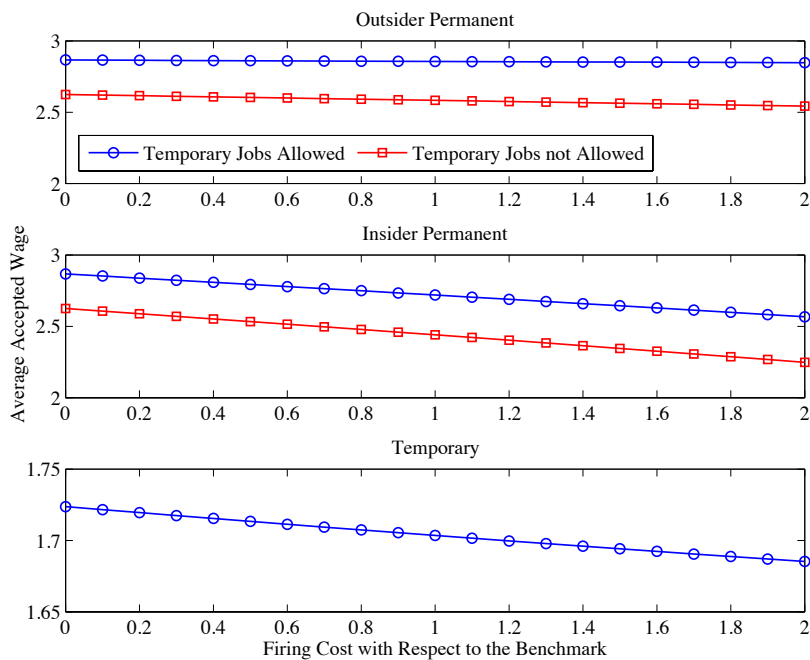


FIGURE 12. Wage Ratios (Inequality)

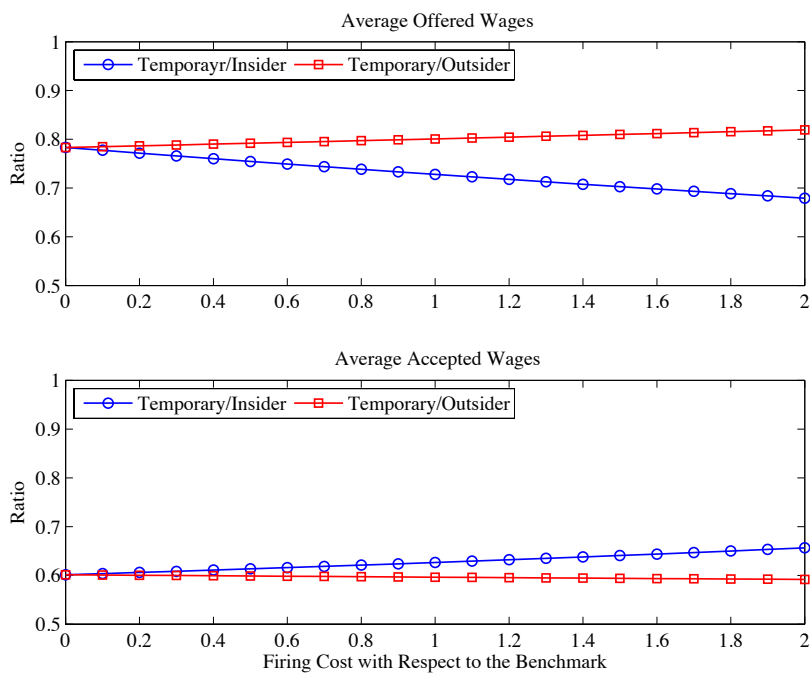


FIGURE 13. Welfare Analysis

